



# বাংলাদেশ থাই এ্যালুমিনিয়াম লিঃ

## BANGLADESH THAI ALUMINIUM LTD.



### BANGLADESH THAI ALUMINIUM LIMITED

#### STATEMENT OF FINANCIAL POSITION

#### AS AT 31 DECEMBER 2020

PARTICULARS	NOTES	31-Dec-20 TAKA	30-Jun-20 TAKA
<b>ASSETS</b>			
<b>Non-Current Assets</b>			
Tangible Fixed Assets, Net of Accumulated Depreciation	1.00	2,803,406,416	2,816,715,120
<b>Investment:</b>			
Investment in BD Thai Food & Beverage Ltd.	2.00	49,315,070	49,315,070
<b>Current Assets</b>			
Inventories		3,032,373,328	2,986,061,813
Sundry Debtors	3.00	982,518,147	986,612,416
Loans, Advances and Deposits	4.00	985,652,180	978,627,180
Investment in Shares of listed companies		992,761,355	979,713,803
Cash at Banks and in Hand	5.00	1,143,776	831,797
		70,297,870	40,276,617
<b>TOTAL ASSETS</b>		<b>5,885,094,814</b>	<b>5,852,092,003</b>
<b>EQUITY AND LIABILITIES</b>			
<b>Shareholder's Equity</b>			
Share Capital	6.01	3,468,391,363	3,424,149,412
Share Premium		1,277,752,500	1,240,536,410
Revenue Reserve	8.00	555,147,247	555,147,247
Revaluation Surplus	9.00	19,578,459	19,578,459
Retained Earning		1,201,085,114	1,207,148,875
		414,828,043	401,738,422
<b>Non-Current Liabilities</b>			
Long Term Loan (Secured)	10.00	874,183,048	857,964,630
Deffered Tax	11.00	379,925,290	362,695,483
		494,257,758	495,269,147
<b>Current Liabilities and Provisions</b>			
Short Term Bank Loans (Secured)	12.00	1,542,520,403	1,569,977,960
Creditors Including Dividend		1,211,794,401	1,204,322,951
Accrued Expenses		149,691,719	129,772,923
		181,034,283	235,882,086
<b>TOTAL EQUITY AND LIABILITIES</b>		<b>5,885,094,814</b>	<b>5,852,092,003</b>
<b>Net Asset Value (NAV) Per Share</b>		<b>27.14</b>	<b>26.80</b>

*Rubina*

Prof. Rubina Hamid  
Chairman

*Mashi Ud Duza*

Mashi Ud Duza  
Managing Director & CEO

*Md. Rabiul Alam*

Md. Rabiul Alam, FCS  
Director

*Asim Kumar Barua*

Asim Kumar Barua  
Company Secretary

*Md. Joynal Abedin*

Md. Joynal Abedin, FCA  
CFO

Dated: 28 January 2021



# বাংলাদেশ থাই এ্যালুমিনিয়াম লিঃ

## BANGLADESH THAI ALUMINIUM LTD.




### BANGLADESH THAI ALUMINIUM LTD.


#### STATEMENT OF PROFIT OR LOSS AND OTHER COMPREHENSIVE INCOME

#### FOR THE PERIOD FROM 01 JULY 2020 TO 31 DECEMBER 2020

PARTICULARS	NOTES	01-July-2020 to 31-Dec-20	01-July-2019 to 31-Dec-19	01-Oct-2020 to 31-Dec-20	01-Oct-2019 to 31-Dec-19
TURNOVER		590,516,285	360,162,536	316,987,978	171,235,816
COST OF GOODS SOLD		360,538,219	220,428,714	192,706,216	101,915,542
<b>GROSS PROFIT</b>		<b>229,978,066</b>	<b>139,733,822</b>	<b>124,281,762</b>	<b>69,320,274</b>
<b>Administrative, Selling &amp; Financial Expenses</b>		<b>122,180,949</b>	<b>123,943,728</b>	<b>61,207,115</b>	<b>62,094,416</b>
Administrative Expenses		43,466,283	48,472,562	21,788,998	28,258,170
Selling & Distribution Expenses		22,587,402	20,085,912	11,532,122	12,402,178
Financial Expenses		56,127,264	55,385,254	27,885,995	21,434,068
<b>OPERATING PROFIT</b>		<b>107,797,117</b>	<b>15,790,094</b>	<b>63,074,647</b>	<b>7,225,858</b>
Other Income		2,977,619	1,829,714	2,221,538	783,347
<b>Net Profit before Tax and WPP&amp;WF</b>		<b>110,774,736</b>	<b>17,619,808</b>	<b>65,296,185</b>	<b>8,009,205</b>
Workers Profit Participation & WF		5,274,987	839,038	3,109,342	381,390
<b>Net Profit before Tax</b>		<b>105,499,749</b>	<b>16,780,770</b>	<b>62,186,843</b>	<b>7,627,815</b>
Current Tax		25,365,074	3,185,329	15,027,316	908,879
Deferred Tax		1,009,864	1,995,365	519,395	998,047
<b>Tax Expenses</b>		<b>26,374,937</b>	<b>4,195,192</b>	<b>15,546,711</b>	<b>1,906,953</b>
<b>Net Profit after Tax</b>		<b>79,124,811</b>	<b>12,585,577</b>	<b>46,640,132</b>	<b>5,720,861</b>
<b>Earning Per Share (Adjusted)</b>	13.00	<b>0.62</b>	<b>0.10</b>	<b>0.37</b>	<b>0.04</b>

  
Prof. Rubina Hamid  
Chairman

  
Mashi Ud Duza  
Managing Director & CEO

  
Md. Rabiul Alam, FCS  
Director

  
Asim Kumar Barua  
Company Secretary

  
Md. Joynal Abedin, FCA  
CFO

Place: Dhaka, Bangladesh.  
Dated: 28 January 2021





বাংলাদেশ থাই অ্যালুমিনিয়াম লিঃ  
BANGLADESH THAI ALUMINIUM LTD.



**BANGLADESH THAI ALUMINIUM LIMITED**  
**STATEMENT OF CASH FLOWS**  
**FOR THE PERIOD FROM 01 JULY 2020 TO 31 DECEMBER 2020**

PARTICULARS	01-July-2020 to 31-Dec-20	01-July-2019 to 31-Dec-19
<b><u>CASH FLOWS FROM OPERATING ACTIVITIES</u></b>	<b>59,027,152</b>	<b>68,540,158</b>
Collection from Turnover & Others	586,468,904	338,497,700
Payment for Costs & Expenses	(459,344,068)	(209,039,648)
Interest paid on Bank Loan	(56,127,264)	(55,385,254)
Income Tax Paid & deducted at source	(11,970,420)	(5,532,640)
<b><u>CASH FLOWS FROM INVESTING ACTIVITIES</u></b>	<b>(27,251,161)</b>	<b>(16,451,897)</b>
Tangible Fixed Asset Acquired	(27,251,161)	(16,451,897)
Investment in Shares	-	-
<b><u>CASH FLOWS FROM FINANCING ACTIVITIES</u></b>	<b>(1,754,738)</b>	<b>(104,625,369)</b>
Share Capital	-	-
Cash Credit & Other loan received/(paid)	7,471,450	(124,972,326)
Long Term Loan Received /(Paid)	17,229,807	20,346,957
Dividend paid	(26,455,995)	-
<b>Increase/(Decrease) in Cash and Cash Equivalents</b>	<b>30,021,253</b>	<b>(52,537,108)</b>
Cash and Cash Equivalents at Opening	(40,276,617)	(106,762,069)
Cash and Cash Equivalents at Closing	70,297,870	54,224,961
<b>Increase/(Decrease) in Cash and Cash Equivalents</b>	<b>30,021,253</b>	<b>(52,537,108)</b>
<b>Net Operating Cash Flow (NOCF) Per Share</b>	<b>0.46</b>	<b>0.54</b>

Prof. Rubina Hamid  
Chairman

Mashi Ud Duza  
Managing Director & CEO

Md. Rabiul Alam, FCS  
Director

Asim Kumar Barua  
Company Secretary

Md. Joynal Abedin, FCA  
CFO

Dated: 28 January 2021



বাংলাদেশ থাই এ্যালুমিনিয়াম লিঃ  
BANGLADESH THAI ALUMINIUM LTD.




**BANGLADESH THAI ALUMINIUM LIMITED**  
**STATEMENT OF CHANGES IN EQUITY**  
**FOR THE PERIOD FROM 01 JULY 2020 TO 31 DECEMBER 2020**


Particulars	Share Capital	Share Premium	Revenue Reserve	Retained Earnings	Revaluation Surplus	Total
At 01 July 2020	1,240,536,410	555,147,247	19,578,459	401,738,422	1,207,148,875	3,424,149,412
Cash Dividend for 2019-20	-	-	-	(37,216,092)	-	(37,216,092)
Bonus Dividend for 2019-20	37,216,090	-	-	(37,216,090)	-	(0)
Depreciation on Revaluation Surplus	-	-	-	8,085,014	(8,085,014)	-
Opening Deferred Tax on Revaluation	-	-	-	-	407,004,116	407,004,116
Closing Deferred Tax on Revaluation	-	-	-	-	(404,982,863)	(404,982,863)
Net Profit for the Period	-	-	-	79,124,811	-	79,124,811
Unrealize Gain on Investment in Shares	-	-	-	311,979	-	311,979
At 31 December 2020	1,277,752,500	555,147,247	19,578,459	414,828,043	1,201,085,114	3,468,391,363

**FOR THE PERIOD FROM 01 JULY 2019 TO 31 DECEMBER 2019**


Particulars	Share Capital	Share Premium	Revenue Reserve	Retained Earnings	Revaluation Surplus	Total
At 01 July 2019	1,240,536,410	555,147,247	19,578,459	358,167,522	1,220,407,204	3,393,836,842
Depreciation on Revaluation Surplus	-	-	-	8,838,887	(8,838,887)	-
Opening Deferred Tax on Revaluation	-	-	-	-	411,423,560	411,423,560
Closing Deferred Tax on Revaluation	-	-	-	-	(409,213,838)	(409,213,838)
Net Profit for the Period	-	-	-	12,585,577	-	12,585,577
Unrealize Gain on Investment in Shares	-	-	-	(25,554)	-	(25,554)
At 31 December 2019	1,240,536,410	555,147,247	19,578,459	379,566,432	1,213,778,039	3,408,606,587

  
Prof. Rubina Hamid  
Chairman

  
Mashi Ud Duza  
Managing Director & CEO

  
Md. Rabiul Alam, FCS  
Director

  
Asim Kumar Barua  
Company Secretary

  
Md. Joynal Abedin, FCA  
CFO

Dated: 28 January 2021





বাংলাদেশ থাই এ্যালুমিনিয়াম লিঃ  
BANGLADESH THAI ALUMINIUM LTD.



**BANGLADESH THAI ALUMINIUM LIMITED**  
**NOTES TO THE FINANCIAL STATEMENTS**  
**FOR THE PERIOD FROM 01 JULY 2020 TO 31 DECEMBER 2020**  
**FORMING AN INTEGRAL PART OF THE FINANCIAL STATEMENTS.**

**1.00 Tangible Fixed Assets-Tk. 2,803,406,416**

The break up of the above amount is as under :

Written down value as on 31.12.2020 (Annexure-A1 and A2)

Revaluation Surplus as on 31.12.2020 (Annexure-A3)

	31-Dec-20 TAKA	30-Jun-20 TAKA
Written down value as on 31.12.2020 (Annexure-A1 and A2)	1,183,474,965	1,188,698,655
Revaluation Surplus as on 31.12.2020 (Annexure-A3)	1,619,931,451	1,628,016,465
<b>Tk.</b>	<b>2,803,406,416</b>	<b>2,816,715,120</b>

**2.00 Investment in BD Thai Food & Beverage Ltd.: Tk. 49,315,070**

The break up of the above amount is as under :

Paid up Capital

Share Money Deposit

	31-Dec-20 TAKA	30-Jun-20 TAKA
Paid up Capital	17,300,000	17,300,000
Share Money Deposit	32,015,070	32,015,070
<b>Tk.</b>	<b>49,315,070</b>	<b>49,315,070</b>

**3.00 Sundry Debtors : Tk. 985,652,180**

The break up of the above amount is as under :

Gross Debtors

Unsecured but considered good

	31-Dec-20 TAKA	30-Jun-20 TAKA
Gross Debtors	985,652,180	978,627,180
Unsecured but considered good	985,652,180	978,627,180

**4.00 Loans, Advances and Deposits : Tk. 992,761,355**

The break up of the above amount is as under :

Balance as on 31 December 2020

	31-Dec-20 TAKA	30-Jun-20 TAKA
Balance as on 31 December 2020	992,761,355	979,713,803
	<b>992,761,355</b>	<b>979,713,803</b>



বাংলাদেশ থাই এ্যালুমিনিয়াম লিঃ  
BANGLADESH THAI ALUMINIUM LTD.



**5.00 Cash at Banks and in Hand: Tk. 70,297,870**

The break up of the above amount is as under :

Cash in Hand

**Cash at Banks :**

	31-Dec-20 TAKA	30-Jun-20 TAKA
Mercantile Bank Ltd., Banani Br. Ac# 010611100004615	9,707,027	1,660,863
Mercantile Bank Ltd., Banani Br. Ac# 010611100012530(P/S)	175,130	178,062
Bank Asia Ltd., Banani Br. Ac# 01233051656	5,638,974	234,632
Exim Bank Ltd., Gulshan Br. Ac# 00711100156068	452,700	19,486
Prime Bank Ltd., Banani Br. Ac# 13211090000212	3,727,004	310,770
Dutch Bangla Bank Ltd., Shafipur Br. Ac# 1821109993	2,969,510	815,637
Shaha Jalal Islami Bank Ltd., Banani Br. Ac# 101311100005496	11,988,067	2,175,575
Al-Arafa Islami Bank Ltd., Banani Br. Ac# 0201020007579	4,342,390	781,260
Dhaka Bank Ltd., Banani Br. Ac# 20610010472	1,317,675	275,928
Premier Bank Ltd., Banani Br. Ac# 10411100010092	1,355,020	33,580
Rupali Bank Ltd., Local Office Br. Ac# 200085688	710,898	21,067,212
Rupali Bank Ltd., Local Office Br. F.C. Ac# RQ03	591,610	596,610
In Dividend Account with Rupali Bank Ltd.	5,009,461	4,802,857
Rupali Bank Ltd., Local Office Br. STD Ac# 240002105	4,132,437	4,062,880
Islami Bank Limited, Gulshan Branch Ac#20501770100431515	6,340,163	429,354
One Bank Limited	290,100	18,755
Shaha Jalal Islami Bank Ltd., (R/S)	1,008,640	1,013,659
Pubali Bank Ltd.,	8,074,744	661,800
Rupali Bank Ltd., Local Office Br. STD Ac# 24000112	12,702	12,702
BRAC Bank Ltd.,	1,671,425	537,840
SBSC	782,193	587,155

Tk. **70,297,870** **40,276,617**

**6.00 Authorized Capital - Tk. 2,000,000,000**

The Company has an authorized capital of Tk. 2,000,000,000 divided into 200,000,000 Ordinary Shares of Tk.10/- each.





বাংলাদেশ থাই এ্যালুমিনিয়াম লিঃ  
BANGLADESH THAI ALUMINIUM LTD.



**6.01 Issued, Subscribed and Paid-up Capital: Tk. 1,277,752,500**

It represents the paid-up capital of the Company consisting of :

No. of Shares	Particulars	31-Dec-20 TAKA	30-Jun-20 TAKA
5,081,000	Issued as Ordinary Shares of Tk. 10 each fully paid up	50,810,000	50,810,000
508,100	Issued as Bonus Shares of Tk. 10/= each	5,081,000	5,081,000
2,781,640	Issued as Further Bonus Shares of Tk. 10/= each	27,816,400	27,816,400
5,589,100	Issued as Right Shares of Tk. 10/= each	55,891,000	55,891,000
3,079,660	Issued as Further Shares of Tk. 10/= each	30,796,600	30,796,600
3,407,900	Issued as Further Bonus Shares of Tk. 10/= each	34,079,000	34,079,000
12,431,850	Issued as Further Shares of Tk. 10/= each	124,318,500	124,318,500
8,219,810	Issued as Further Bonus Shares of Tk. 10/= each	82,198,100	82,198,100
2,054,953	Issued as Further Bonus Shares of Tk. 10/= each	20,549,530	20,549,530
2,157,700	Issued as Further Bonus Shares of Tk. 10/= each	21,577,000	21,577,000
2,265,586	Issued as Further Bonus Shares of Tk. 10/= each	22,655,860	22,655,860
4,757,729	Issued as Further Bonus Shares of Tk. 10/= each	47,577,290	47,577,290
5,233,502	Issued as Further Bonus Shares of Tk. 10/= each	52,335,020	52,335,020
52,335,028	Issued as Right Shares of Tk. 10/= each	523,350,280	523,350,280
5,495,178	Issued as Right Shares of Tk. 10/= each	54,951,780	54,951,780
8,654,905	Issued as Further Bonus Shares of Tk. 10/= each	86,549,050	86,549,050
3,721,609	Issued as Further Bonus Shares of Tk. 10/= each	37,216,090	-
<b>127,775,250</b>		<b>Tk. 1,277,752,500</b>	<b>1,240,536,410</b>

**7.00 Share Premium: Tk. 555,147,247**

The break up of the above amount is as under :

Balance as per last A/c

	31-Dec-20 TAKA	30-Jun-20 TAKA
	555,147,247	555,147,247
<b>Tk.</b>	<b>555,147,247</b>	<b>555,147,247</b>

**8.00 Revenue Reserve: Tk. 19,578,459**

The break up of the above amount is as under :

Balance as per last A/c

	31-Dec-20 TAKA	30-Jun-20 TAKA
	19,578,459	19,578,459
<b>Tk.</b>	<b>19,578,459</b>	<b>19,578,459</b>

**9.00 Revaluation Surplus: Tk. 1,201,085,114**

The break up of the above amount is as under :

Balance as per last account

Depreciation charged on revaluation amount

Opening Deferred Tax

Closing Deferred Tax

	31-Dec-20 TAKA	30-Jun-20 TAKA
	1,207,148,875	1,220,407,204
	(8,085,014)	(17,677,773)
	407,004,116	411,423,560
	(404,982,863)	(407,004,116)
<b>Tk.</b>	<b>1,201,085,114</b>	<b>1,207,148,875</b>



বাংলাদেশ থাই অ্যালুমিনিয়াম লিঃ  
BANGLADESH THAI ALUMINIUM LTD.



**10.00 Long Term Loan: Tk. 379,925,290**

The break up of the above amount is as under :

Rupali Bank Ltd. (Block Loan 5% & 9%)  
Less: Installment to be paid within 12 month  
IPDC Loan

31-Dec-20 TAKA	30-Jun-20 TAKA
490,996,400	473,769,593
(112,400,000)	(112,400,000)
1,328,890	1,325,890
<b>Tk. 379,925,290</b>	<b>362,695,483</b>

**11.00 Deferred Tax: Tk. 494,257,758**

The break up of the above amount is as under :

On Revaluation  
On Other Temporary Difference

31-Dec-20 TAKA	30-Jun-20 TAKA
404,982,863	407,004,116
89,274,895	88,265,031
<b>494,257,758</b>	<b>495,269,147</b>

**12.00 Short Term Bank Loans (Secured): Tk. 1,211,794,401**

The break up of the above amount is as under :

- a) Cash Credit (Hypothecation)  
from Rupali Bank Ltd., Local Office, Dhaka.
- b) Term Loan, Rupali Bank Ltd., Local Office, Dhaka.
- c) Cash Credit (Hypothecation)  
from EXIM Bank Ltd.
- c) Installment of Long Term Loan
- d) UPAS Loan, EXIM Bank Ltd., Gulshan Branch
- e) UPAS Loan, Rupali Bank Ltd., Local Office

31-Dec-20 TAKA	30-Jun-20 TAKA
579,442,723	594,333,146
163,855,809	132,369,298
138,553,915	133,483,363
112,400,000	112,400,000
91,590,429	-
125,951,525	231,737,144
<b>Tk. 1,211,794,401</b>	<b>1,204,322,951</b>

**13.00 Basic Earning Per Share -EPS**

The computation of EPS is given below:

- a) Earnings/attributable to the Ordinary Shareholder's
- b) Weighted Average number of the Ordinary  
Shares Outstanding during the period
- c) Basic EPS (Adjusted)

01-July-2020 to 31-Dec-20	01-July-2019 to 31-Dec-19
79,124,811	12,585,577
127,775,250	124,053,641
<b>0.62</b>	<b>0.10</b>

**14.00 Deviation of EPS**

Because of increasing volume of sales, earning per share (EPS) also increase then corresponding preceding quarter.

**15.00 Deviation of NOCFPS**

Because of increasing volume of sales and collection against sales, NOCFPS also increase then corresponding preceding quarter.

**16.00 Impairment test of Investment and Property, Plant, and Equipment (PPE)**

We have conducted impairment test of **Investment & PPE** but we found no impair of **Investment & PPE** as on 31 Decemberr 2020.