



# বাংলাদেশ থাই এ্যালুমিনিয়াম লিঃ BANGLADESH THAI ALUMINIUM LTD.



## BANGLADESH THAI ALUMINIUM LIMITED STATEMENT OF FINANCIAL POSITION AS AT 31 MARCH 2019 (UN-AUDITED)

PARTICULARS	NOTES	31-Mar-19 TAKA	30-Jun-18 TAKA
<b>ASSETS</b>			
<b>Non-Current Assets</b>			
Tangible Fixed Assets, Net of Accumulated Depreciation	1.00	2,811,395,441	2,840,042,579
<b>Investment :</b>			
Investment in BD Thai Food & Beverage Ltd.	2.00	45,000,000	45,000,000
<b>Current Assets</b>		<b>2,748,103,980</b>	<b>2,627,380,588</b>
Inventories		892,873,267	849,710,216
Sundry Debtors	3.00	870,959,323	829,058,285
Loans, Advances and Deposits		906,599,142	835,631,740
Investment in Shares of listed companies		1,149,368	1,257,079
Cash at Banks and in Hand	4.00	76,522,880	111,723,268
<b>TOTAL ASSETS</b>		<b>5,604,499,421</b>	<b>5,512,423,167</b>
<b>EQUITY AND LIABILITIES</b>			
<b>Shareholder's Equity</b>			
Share Capital	5.01	1,240,536,410	1,153,987,360
Share Premium	6.00	555,147,247	555,147,247
Revenue Reserve	7.00	19,578,459	19,578,459
Revaluation Surplus	8.00	1,228,278,740	1,238,376,453
Retained Earning		343,147,877	355,774,323
<b>Non-Current Liabilities</b>		<b>817,071,136</b>	<b>825,076,594</b>
Long Term Loan (Secured)	9.00	326,555,850	336,237,269
Deffered Tax		490,515,286	488,839,325
<b>Current Liabilities and Provisions</b>		<b>1,400,739,552</b>	<b>1,364,482,732</b>
Short Term Bank Loans (Secured)	10.00	1,125,122,433	1,106,398,896
Creditors Including Dividend		43,847,255	43,798,329
Accrued Expenses		231,769,864	214,285,507
<b>TOTAL EQUITY AND LIABILITIES</b>		<b>5,604,499,421</b>	<b>5,512,423,167</b>
<b>Net Asset Value (NAV) Per Share (Adjusted)</b>		<b>27.30</b>	<b>26.79</b>

Prof. Rubina Hamid  
Chairman

Md. Abdur Razzaque  
Managing Director & CEO

Dr. Kalyan Krishna Chakrabarty FCA  
Director

Ashim Kumar Barua  
Company Secretary

Md. Joynal Abedin, FCA  
CFO

Dated: 30 April 2019

**BTA TOWER** (12<sup>th</sup> to 14<sup>th</sup> Floor), 29 Kemal Ataturk Avenue, Road # 17, Banani Commercial Area, Dhaka-1213, Bangladesh  
Phone (PABX) : 88-02- 9821574-77, Fax : 88-02-9821573, E-mail : bta@btaalu.com, Web : www.btaalu.com  
**FACTORY** : Chandara, Kaliakoir, Gazipur, Bangladesh, Phone : 06822-51609, E-mail : btafactory@btaalu.com



বাংলাদেশ থাই এ্যালুমিনিয়াম লিঃ  
BANGLADESH THAI ALUMINIUM LTD.



**BANGLADESH THAI ALUMINIUM LTD.**  
**STATEMENT OF PROFIT OR LOSS AND OTHER COMPREHENSIVE INCOME**  
**FOR THE PERIOD FROM 01 JULY 2018 TO 31 MARCH 2019 (UN-AUDITED)**

PARTICULARS	NOTES	01-July-2018 to 31-Mar-19	01-July-2017 to 31-Mar-18	01-Jan-2019 to 31-Mar-19	01-Jan-2018 to 31-Mar-18
TURNOVER		1,051,238,596	1,302,844,307	311,683,658	407,816,276
COST OF GOODS SOLD		726,511,920	953,738,883	194,845,876	302,405,737
<b>GROSS PROFIT</b>		<b>324,726,676</b>	<b>349,105,424</b>	<b>116,837,782</b>	<b>105,410,539</b>
<b>Administrative, Selling &amp; Financial Expenses</b>		<b>242,059,103</b>	<b>226,990,230</b>	<b>89,529,870</b>	<b>79,685,875</b>
Administrative Expenses		96,126,345	95,174,975	33,447,965	31,588,259
Selling & Distribution Expenses		59,274,365	58,415,335	25,653,122	22,693,849
Financial Expenses		86,658,393	73,399,920	30,428,783	25,403,767
<b>OPERATING PROFIT</b>		<b>82,667,573</b>	<b>122,115,194</b>	<b>27,307,912</b>	<b>25,724,664</b>
Other Income		2,125,804	3,281,079	605,716	1,401,344
<b>Net Profit before Tax and WPP&amp;WF</b>		<b>84,793,377</b>	<b>125,396,273</b>	<b>27,913,628</b>	<b>27,126,008</b>
Workers Profit Participation & WF		4,037,780	5,971,251	1,329,220	1,767,905
<b>Net Profit before Tax</b>		<b>80,755,597</b>	<b>119,425,022</b>	<b>26,584,408</b>	<b>25,358,103</b>
Current Tax		15,147,034	21,465,114	4,829,238	1,232,762
Deferred Tax		5,041,866	8,391,141	1,816,864	5,106,764
<b>Tax Expenses</b>		<b>20,188,899</b>	<b>29,856,255</b>	<b>6,646,102</b>	<b>6,339,526</b>
<b>Net Profit after Tax</b>		<b>60,566,698</b>	<b>89,568,767</b>	<b>19,938,306</b>	<b>19,018,577</b>
<b>Earning Per Share (Adjusted)</b>		<b>0.49</b>	<b>0.72</b>	<b>0.16</b>	<b>0.15</b>

  
Prof. Rubina Hamid  
Chairman

  
Md. Abdur Razzaque  
Managing Director & CEO

  
Dr. Kalyan Krishna Chakrabarty FCA  
Director

  
Ashim Kumar Barua  
Company Secretary

  
Md. Joyanal Abedin, FCA  
CFO

Place: Dhaka, Bangladesh.  
Dated: 30 April 2019




বাংলাদেশ থাই অ্যালুমিনিয়াম লিঃ  
BANGLADESH THAI ALUMINIUM LTD.



**BANGLADESH THAI ALUMINIUM LIMITED**  
**STATEMENT OF CASH FLOWS**  
**FOR THE PERIOD FROM 01 JULY 2018 TO 31 MARCH 2019 (UN-AUDITED)**

PARTICULARS	01-July-2018 to 31-Mar-19	01-July-2017 to 31-Mar-18
<b><u>CASH FLOWS FROM OPERATING ACTIVITIES</u></b>		
	(5,894,554)	(44,826,534)
Collection from Turnover & Others	1,011,463,362	1,226,611,790
Payment for Costs & Expenses	(917,795,581)	(1,171,983,848)
Interest paid on Bank Loan	(86,658,393)	(73,399,920)
Income Tax Paid & deducted at source	(12,903,942)	(26,054,556)
<b><u>CASH FLOWS FROM INVESTING ACTIVITIES</u></b>		
	(38,347,952)	(178,500,400)
Tangible Fixed Asset Acquired	(38,347,952)	(178,500,400)
Investment in Shares	-	-
<b><u>CASH FLOWS FROM FINANCING ACTIVITIES</u></b>		
	9,042,118	195,251,522
Share Capital	-	-
Cash Credit & Other loan received/(paid)	18,723,537	219,701,350
Long Term Loan Received /(Paid)	(9,681,419)	(24,449,828)
Dividend paid	-	-
<b>Increase/(Decrease) in Cash and Cash Equivalents</b>	<b>(35,200,388)</b>	<b>(28,075,412)</b>
Cash and Cash Equivalents at Opening	(111,723,268)	(153,094,553)
Cash and Cash Equivalents at Closing	76,522,880	125,019,141
<b>Increase/(Decrease) in Cash and Cash Equivalents</b>	<b>(35,200,388)</b>	<b>(28,075,412)</b>
<b>Net Operating Cash Flow Per Share-( Adjusted )</b>	<b>(0.05)</b>	<b>(0.36)</b>

  
Prof. Rubina Hamid  
Chairman

  
Md. Abdur Razzaque  
Managing Director & CEO

  
Dr. Kalyan Krishna Chakrabarty FCA  
Director

  
Ashim Kumar Barua  
Company Secretary

  
Md. Joynal Abedin, FCA  
CFO

Dated: 30 April 2019



বাংলাদেশ থাই এ্যালুমিনিয়াম লিঃ  
BANGLADESH THAI ALUMINIUM LTD.




**BANGLADESH THAI ALUMINIUM LIMITED**  
**STATEMENT OF CHANGES IN EQUITY**  
**FOR THE PERIOD FROM 01 JULY 2018 TO 31 MARCH 2019 (UN-AUDITED)**


Particulars	Share Capital	Share Premium	Revenue Reserve	Retained Earnings	Revaluation Surplus
At 01 July 2018	1,153,987,360	555,147,247	19,578,459	355,774,322	1,238,376,453
Bonus Shares	86,549,050	-	-	(86,549,050)	-
Depreciation on Revaluation Surplus	-	-	-	13,463,618	(13,463,618)
Opening Deferred Tax on Revaluation	-	-	-	-	412,792,151
Closing Deferred Tax on Revaluation	-	-	-	-	(409,426,246)
Net Profit for the Period	-	-	-	60,566,698	-
Unrealize Gain on Investment in Shares	-	-	-	(107,711)	-
At 31 March 2019	1,240,536,410	555,147,247	19,578,459	343,147,877	1,228,278,740

**FOR THE PERIOD FROM 01 JULY 2017 TO 31 MARCH 2018**

Particulars	Share Capital	Share Premium	Revenue Reserve	Retained Earnings	Revaluation Surplus
At 01 July 2017	1,099,035,580	555,147,247	19,578,459	273,689,581	1,253,095,926
Bonus Share	54,951,780	-	-	(54,951,780)	-
Depreciation on Revaluation Surplus	-	-	-	14,719,473	(14,719,473)
Opening Deferred Tax on Revaluation	-	-	-	-	417,698,642
Closing Deferred Tax on Revaluation	-	-	-	-	(414,018,774)
Net Profit for the Period	-	-	-	89,568,766	-
Unrealize Gain on Investment in Shares	-	-	-	(307,192)	-
At 31 March 2018	1,153,987,360	555,147,247	19,578,459	322,718,848	1,242,056,321

  
Prof. Rubina Hamid  
Chairman

  
Md. Abdur Razzaque  
Managing Director & CEO

  
Dr. Kalyan Krishna Chakrabarty FCA  
Director

  
Ashim Kumar Barua  
Company Secretary

  
Md. Joynal Abedin, FCA  
CFO

Dated: 30 April 2019