





# বাংলাদেশ থাই এ্যালুমিনিয়াম লিঃ BANGLADESH THAI ALUMINIUM LTD.



## BANGLADESH THAI ALUMINIUM LIMITED STATEMENT OF FINANCIAL POSITION AS AT 31 DECEMBER 2018 (UN-AUDITED)


PARTICULARS	NOTES	31-Dec-18 TAKA	30-Jun-18 TAKA
<b>ASSETS</b>			
<b>Non-Current Assets</b>			
Tangible Fixed Assets, Net of Accumulated Depreciation	1.00	2,839,812,636	2,840,042,579
<b>Investment:</b>			
Investment in BD Thai Food & Beverage Ltd.	2.00	45,000,000	45,000,000
<b>Current Assets</b>			
Inventories		2,640,507,284	2,627,380,588
Sundry Debtors	3.00	845,287,345	849,710,216
Loans, Advances and Deposits		836,089,790	829,058,285
Investment in Shares of listed companies		861,993,401	835,631,740
Cash at Banks and in Hand	4.00	1,148,482	1,257,079
		95,988,266	111,723,268
<b>TOTAL ASSETS</b>		<b>5,525,319,920</b>	<b>5,512,423,167</b>
<b>EQUITY AND LIABILITIES</b>			
<b>Shareholder's Equity</b>			
Share Capital	5.01	3,360,598,075	3,322,863,842
Share Premium	6.00	1,240,536,410	1,153,987,360
Revenue Reserve	7.00	555,147,247	555,147,247
Revaluation Surplus	8.00	19,578,459	19,578,459
Retained Earning		1,226,293,371	1,238,376,453
		319,042,588	355,774,323
<b>Non-Current Liabilities</b>			
Long Term Loan (Secured)	9.00	828,172,118	825,076,594
Deffered Tax		340,353,322	336,237,269
		487,818,796	488,839,325
<b>Current Liabilities and Provisions</b>			
Short Term Bank Loans (Secured)	10.00	1,336,549,727	1,364,482,732
Creditors Including Dividend		1,074,621,881	1,106,398,896
Accrued Expenses		45,823,462	43,798,329
		216,104,384	214,285,507
<b>TOTAL EQUITY AND LIABILITIES</b>		<b>5,525,319,920</b>	<b>5,512,423,167</b>
<b>Net Asset Value (NAV) Per Share (Adjusted)</b>		<b>27.09</b>	<b>26.79</b>

  
Prof. Rubina Hamid  
Chairman

  
Ruhul Ameen  
Managing Director & CEO

  
Dr. Kalyan Krishna Chakrabarty FCA  
Director

  
Asim Kumar Barua  
Company Secretary

  
Mohammad Jahidul Alam  
CFO

Dated: 30 January 2019



বাংলাদেশ থাই এ্যালুমিনিয়াম লিঃ  
BANGLADESH THAI ALUMINIUM LTD.



**BANGLADESH THAI ALUMINIUM LTD.**  
**STATEMENT OF PROFIT OR LOSS AND OTHER COMPREHENSIVE INCOME**  
**FOR THE PERIOD FROM 01 JULY 2018 TO 31 DECEMBER 2018**

**(UN-AUDITED)**

PARTICULARS	NOTES	01-July-2018 to 31-Dec-18	01-July-2017 to 31-Dec-17	01-Oct-2018 to 31-Dec-18	01-Oct-2017 to 31-Dec-17
TURNOVER		739,554,938	855,028,031	344,971,326	475,821,790
COST OF GOODS SOLD		531,666,044	611,333,146	245,634,713	330,227,560
<b>GROSS PROFIT</b>		<b>207,888,894</b>	<b>243,694,885</b>	<b>99,336,613</b>	<b>145,594,230</b>
Administrative, Selling & Financial Expenses		<b>152,529,233</b>	<b>147,304,355</b>	<b>77,610,962</b>	<b>77,995,104</b>
Administrative Expenses		62,678,380	63,586,716	31,125,233	32,393,358
Selling & Distribution Expenses		33,621,243	35,721,486	18,158,982	20,510,743
Financial Expenses		56,229,610	47,996,153	28,326,747	25,091,003
<b>OPERATING PROFIT</b>		<b>55,359,661</b>	<b>96,390,530</b>	<b>21,725,651</b>	<b>67,599,126</b>
Other Income		1,520,088	1,879,735	762,000	434,643
<b>Net Profit before Tax and WPP&amp;WF</b>		<b>56,879,749</b>	<b>98,270,265</b>	<b>22,487,651</b>	<b>68,033,769</b>
Workers Profit Participation & WF		2,708,559	4,203,346	1,070,841	2,763,513
<b>Net Profit before Tax</b>		<b>54,171,190</b>	<b>94,066,919</b>	<b>21,416,810</b>	<b>65,270,256</b>
Current Tax		10,317,795	20,232,353	3,588,081	13,818,460
Deferred Tax		3,225,002	3,284,377	1,766,122	2,499,104
<b>Tax Expenses</b>		<b>13,542,797</b>	<b>23,516,730</b>	<b>5,354,203</b>	<b>16,317,564</b>
<b>Net Profit after Tax</b>		<b>40,628,392</b>	<b>70,550,189</b>	<b>16,062,608</b>	<b>48,952,692</b>
Earning Per Share (Adjusted )		<b>0.33</b>	<b>0.57</b>	<b>0.13</b>	<b>0.39</b>

Prof. Rubina Hamid  
Chairman

Ruhul Ameen  
Managing Director & CEO

Dr. Kalyan Krishna Chakrabarty FCA  
Director

Asim Kumar Barua  
Company Secretary

Mohammad Jahidul Alam  
CFO

Place: Dhaka, Bangladesh.

Dated: 30 January 2019







বাংলাদেশ থাই এ্যালুমিনিয়াম লিঃ  
BANGLADESH THAI ALUMINIUM LTD.



**BANGLADESH THAI ALUMINIUM LIMITED**  
**STATEMENT OF CASH FLOWS**  
**FOR THE PERIOD FROM 01 JULY 2018 TO 31 DECEMBER 2018**  
**(UN-AUDITED)**


PARTICULARS	01-July-2018 to 31-Dec-18	01-July-2017 to 31-Dec-17
<b><u>CASH FLOWS FROM OPERATING ACTIVITIES</u></b>	<b>36,648,450</b>	<b>174,397,337</b>
Collection from Turnover & Others	734,043,521	889,513,433
Payment for Costs & Expenses	(634,410,004)	(649,367,485)
Interest paid on Bank Loan	(56,229,610)	(47,996,153)
Income Tax Paid & deducted at source	(6,755,457)	(17,752,458)
<b><u>CASH FLOWS FROM INVESTING ACTIVITIES</u></b>	<b>(24,722,490)</b>	<b>(53,678,400)</b>
Tangible Fixed Asset Acquired	(24,722,490)	(53,678,400)
Investment in Shares	-	-
<b><u>CASH FLOWS FROM FINANCING ACTIVITIES</u></b>	<b>(27,660,962)</b>	<b>(119,606,174)</b>
Share Capital	-	-
Cash Credit & Other loan received/(paid)	(31,777,015)	(86,858,513)
Long Term Loan Received /(Paid)	4,116,053	(32,747,661)
Dividend paid	-	-
<b>Increase/(Decrease) in Cash and Cash Equivalents</b>	<b>(15,735,002)</b>	<b>1,112,763</b>
Cash and Cash Equivalents at Opening	(111,723,268)	(153,094,553)
Cash and Cash Equivalents at Closing	95,988,266	154,207,316
<b>Increase/(Decrease) in Cash and Cash Equivalents</b>	<b>(15,735,002)</b>	<b>1,112,763</b>
<b>Net Operating Cash Flow Per Share- ( Adjusted )</b>	<b>0.30</b>	<b>1.41</b>

  
Prof. Rubina Hamid  
Chairman

  
Ruhul Ameen  
Managing Director & CEO

  
Dr. Kalyan Krishna Chakrabarty FCA  
Director

  
Asim Kumar Barua  
Company Secretary

  
Mohammad Jahidul Alam  
CFO

Dated: 30 January 2019



বাংলাদেশ থাই অ্যালুমিনিয়াম লিঃ  
BANGLADESH THAI ALUMINIUM LTD.



**BANGLADESH THAI ALUMINIUM LIMITED**  
**STATEMENT OF CHANGES IN EQUITY**  
**FOR THE PERIOD FROM 01 JULY 2018 TO 31 DECEMBER 2018**  
**(UN-AUDITED)**

Particulars	Share Capital	Share Premium	Revenue Reserve	Retained Earnings	Revaluation Surplus	Total
At 01 July 2018	1,153,987,360	555,147,247	19,578,459	355,774,322	1,238,376,453	3,322,863,841
Bonus Shares	86,549,050	-	-	(86,549,050)	-	-
Depreciation on Revaluation Surplus	-	-	-	9,603,673	(9,603,673)	-
Opening Deferred Tax on Revaluation	-	-	-	-	412,792,151	412,792,151
Closing Deferred Tax on Revaluation	-	-	-	-	(415,271,560)	(415,271,560)
Net Profit for the Period	-	-	-	40,628,392	-	40,628,392
Unrealize Gain on Investment in Shares	-	-	-	(414,749)	-	(414,749)
At 31 December 2018	1,240,536,410	555,147,247	19,578,459	319,042,588	1,226,293,371	3,360,598,075

**FOR THE PERIOD FROM 01 JULY 2017 TO 31 DECEMBER 2017**


Particulars	Share Capital	Share Premium	Revenue Reserve	Retained Earnings	Revaluation Surplus	Total
At 01 July 2017	1,099,035,580	555,147,247	19,578,459	273,689,581	1,253,095,926	3,200,546,793
Bonus Share	54,951,780	-	-	(54,951,780)	-	-
Depreciation on Revaluation Surplus	-	-	-	9,812,982	(9,812,982)	-
Opening Deferred Tax on Revaluation	-	-	-	-	417,698,642	417,698,642
Closing Deferred Tax on Revaluation	-	-	-	-	(415,245,396)	(415,245,396)
Net Profit for the Period	-	-	-	70,550,189	-	70,550,189
Unrealize Gain on Investment in Shares	-	-	-	(90,729)	-	(90,729)
At 31 December 2017	1,153,987,360	555,147,247	19,578,459	299,010,243	1,245,736,190	3,273,459,499

  
Prof. Rubina Hamid  
Chairman

  
Ruhul Ameen  
Managing Director & CEO

  
Dr. Kalyan Krishna Chakrabarty FCA  
Director

  
Asim Kumar Barua  
Company Secretary

  
Mohammad Jahidul Alam  
CFO

Dated: 30 January 2019