



বাংলাদেশ থাই অ্যালুমিনিয়াম লিঃ  
BANGLADESH THAI ALUMINIUM LTD.



UN-AUDITED

FINANCIAL STATEMENTS  
OF  
BANGLADESH THAI ALUMINIUM LIMITED

29 KEMAL ATATURK AVENUE, BANANI C/A,  
DHAKA – 1213.

FOR THE PERIOD FROM  
01 JULY 2022 TO 31 MARCH 2023



# বাংলাদেশ থাই অ্যালুমিনিয়াম লিঃ BANGLADESH THAI ALUMINIUM LTD.



## BANGLADESH THAI ALUMINIUM LIMITED


### STATEMENT OF FINANCIAL POSITION


AS AT 31 MARCH 2023


PARTICULARS	NOTES	31-Mar-23 TAKA	30-Jun-22 TAKA
<b>ASSETS</b>			
<b>Non-Current Assets</b>			
Tangible Fixed Assets, Net of Accumulated Depreciation	1.00	2,759,048,159	2,791,647,477
<b>Investment:</b>			
Investment in BD Thai Food & Beverage Ltd.	2.00	49,315,070	49,315,070
<b>Current Assets</b>		<b>3,215,720,478</b>	<b>3,254,815,574</b>
Inventories		1,085,371,288	1,064,431,552
Sundry Debtors	3.00	1,027,789,329	1,085,064,650
Loans, Advances and Deposits	4.00	1,067,968,826	1,059,815,095
Investment in Shares of listed companies		1,552,714	1,552,714
Cash at Banks and in Hand	5.00	33,038,321	43,951,563
<b>TOTAL ASSETS</b>		<b>6,024,083,707</b>	<b>6,095,778,121</b>
<b>EQUITY AND LIABILITIES</b>			
<b>Shareholder's Equity</b>		<b>3,571,303,251</b>	<b>3,620,480,348</b>
Share Capital	6.01	1,277,752,500	1,277,752,500
Share Premium		555,147,247	555,147,247
Revenue Reserve	8.00	19,578,459	19,578,459
Revaluation Surplus	9.00	1,260,307,458	1,268,186,139
Retained Earning		458,517,587	499,816,003
<b>Non-Current Liabilities</b>		<b>1,133,844,869</b>	<b>1,130,907,303</b>
Long Term Loan (Secured)	10.00	696,937,491	694,824,083
Deffered Tax	11.00	436,907,378	436,083,220
<b>Current Liabilities and Provisions</b>		<b>1,318,935,587</b>	<b>1,344,390,470</b>
Short Term Bank Loans (Secured)	12.00	997,680,820	1,018,462,211
Creditors Including Dividend		52,399,762	55,209,098
Accrued Expenses		268,855,005	270,719,161
<b>TOTAL EQUITY AND LIABILITIES</b>		<b>6,024,083,707</b>	<b>6,095,778,121</b>
<b>Net Asset Value (NAV) Per Share</b>		<b>27.95</b>	<b>28.33</b>

  
Prof. Rubina Hamid  
Chairman

  
Maj Gen (LPR) Md Moshfequr Rahman  
Managing Director & CEO

  
Shabana Maleque  
Director

  
Asim Kumar Barua  
Company Secretary

  
Md. Joynal Abedin, FCA  
CFO

Dated: 09 May 2023



বাংলাদেশ থাই এ্যালুমিনিয়াম লিঃ  
BANGLADESH THAI ALUMINIUM LTD.





**BANGLADESH THAI ALUMINIUM LTD.**  
**STATEMENT OF PROFIT OR LOSS AND OTHER COMPREHENSIVE INCOME**  
**FOR THE PERIOD FROM 01 JULY 2022 TO 31 MARCH 2023**

PARTICULARS	NOTES	01-July-2022 to 31-Mar-23	01-July-2021 to 31-Mar-22	01-Jan.-2023 to 31-Mar-23	01-Jan.-2022 to 31-Mar-22
TURNOVER		736,596,218	888,934,723	245,805,121	321,931,441
COST OF GOODS SOLD		598,915,986	675,505,506	201,419,971	260,744,520
GROSS PROFIT		137,680,232	213,429,217	44,385,150	61,186,921
Administrative, Selling & Financial Expenses		182,543,206	196,332,850	59,063,298	64,998,028
Administrative Expenses		45,010,615	53,267,328	13,027,209	19,715,150
Selling & Distribution Expenses		42,708,720	43,388,302	14,398,033	16,648,041
Financial Expenses		94,823,871	99,677,220	31,638,056	28,634,837
OPERATING PROFIT		(44,862,974)	17,096,367	(14,678,148)	(3,811,107)
Other Income		929,612	2,017,293	404,201	961,951
Net Profit before Tax and WPP&WF		(43,933,362)	19,113,660	(14,273,947)	(2,849,156)
Workers Profit Participation & WF		-	910,174	-	-
Net Profit before Tax		(43,933,362)	18,203,486	(14,273,947)	(2,849,156)
Current Tax		4,419,577	1,066,227	1,471,678	-
Deferred Tax		3,111,517	3,029,557	1,952,203	2,762,397
Tax Expenses		7,531,094	4,095,784	3,423,881	2,762,397
Net Profit after Tax		(51,464,456)	14,107,701	(17,697,828)	(5,611,553)
Earning Per Share (Adjusted)	13.00	(0.40)	0.11	(0.14)	(0.04)

  
Prof. Rubina Hamid  
Chairman

  
Maj Gen (LPR) Md Moshfequr Rahman  
Managing Director & CEO

  
Shabana Maleque  
Director

  
Asim Kumar Barua  
Company Secretary

  
Md. Joynal Abedin, FCA  
CFO

Place: Dhaka, Bangladesh.

Dated: 09 May 2023





বাংলাদেশ থাই অ্যালুমিনিয়াম লিঃ  
BANGLADESH THAI ALUMINIUM LTD.



**BANGLADESH THAI ALUMINIUM LIMITED**  
**STATEMENT OF CASH FLOWS**  
**FOR THE PERIOD FROM 01 JULY 2022 TO 31 MARCH 2023**

PARTICULARS	01-July-2022 to 31-Mar-23	01-July-2021 to 31-Mar-22
<b><u>CASH FLOWS FROM OPERATING ACTIVITIES</u></b>	<b>27,960,118</b>	<b>(24,854,297)</b>
Collection from Turnover & Others	794,801,151	853,316,919
Payment for Costs & Expenses	(649,424,226)	(742,651,696)
Interest paid on Bank Loan	(94,823,871)	(99,677,220)
Income Tax Paid & deducted at source	(22,592,936)	(35,842,300)
<b><u>CASH FLOWS FROM INVESTING ACTIVITIES</u></b>	<b>(20,166,893)</b>	<b>(92,304,712)</b>
Tangible Fixed Asset Acquired	(20,166,893)	(92,304,712)
Investment in Shares	-	-
<b><u>CASH FLOWS FROM FINANCING ACTIVITIES</u></b>	<b>(18,706,467)</b>	<b>150,424,002</b>
Share Capital	-	-
Cash Credit & Other loan received/(paid)	(20,781,391)	160,829,666
Long Term Loan Received	2,113,408	13,656,142
Dividend paid	(38,484)	(24,061,806)
<b>Increase/(Decrease) in Cash and Cash Equivalents</b>	<b>(10,913,242)</b>	<b>33,264,993</b>
Cash and Cash Equivalents at Opening	(43,951,563)	(33,612,259)
Cash and Cash Equivalents at Closing	33,038,321	66,877,252
<b>Increase/(Decrease) in Cash and Cash Equivalents</b>	<b>(10,913,242)</b>	<b>33,264,993</b>
<b>Net Operating Cash Flow (NOCF) Per Share</b>	<b>0.22</b>	<b>(0.19)</b>

Prof. Rubina Hamid  
Chairman

Maj Gen (LPR) Md Moshfequr Rahman  
Managing Director & CEO

Shabana Maleque  
Director

Asim Kumar Barua  
Company Secretary

Md. Joynal Abedin, FCA  
CFO

Dated: 09 May 2023



বাংলাদেশ থাই অ্যালুমিনিয়াম লিঃ  
BANGLADESH THAI ALUMINIUM LTD.





BANGLADESH THAI ALUMINIUM LIMITED  
STATEMENT OF CHANGES IN EQUITY  
FOR THE PERIOD FROM 01 JULY 2022 TO 31 MARCH 2023

Particulars	Share Capital	Share Premium	Revenue Reserve	Retained Earnings	Revaluation Surplus	Total
At 01 July 2022	1,277,752,500	555,147,247	19,578,459	499,816,003	1,268,186,139	3,620,480,348
Depreciation on Revaluation Surplus	-	-	-	10,166,040	(10,166,040)	-
Opening Deferred Tax on Revaluation	-	-	-	-	359,335,436	359,335,436
Closing Deferred Tax on Revaluation	-	-	-	-	(357,048,077)	(357,048,077)
Net Profit for the Period	-	-	-	(51,464,456)	-	(51,464,456)
At 31 Marchr 2023	1,277,752,500	555,147,247	19,578,459	458,517,587	1,260,307,458	3,571,303,251

FOR THE PERIOD FROM 01 JULY 2021 TO 31 MARCH 2022

Particulars	Share Capital	Share Premium	Revenue Reserve	Retained Earnings	Revaluation Surplus	Total
At 01 July 2021	1,277,752,500	555,147,247	19,578,459	504,008,467	1,235,317,515	3,591,804,188
Cash Dividend for 2020-21	-	-	-	(21,631,770)	-	(21,631,770)
Depreciation on Revaluation Surplus	-	-	-	11,100,042	(11,100,042)	-
Opening Deferred Tax on Revaluation	-	-	-	-	407,004,116	407,004,116
Closing Deferred Tax on Revaluation	-	-	-	-	(360,167,939)	(360,167,939)
Net Profit for the Period	-	-	-	14,107,701	-	14,107,701
Unrealize Gain on Investment in Shares	-	-	-	233,649	-	233,649
At 31 Marchr 2022	1,277,752,500	555,147,247	19,578,459	507,818,089	1,271,053,650	3,631,349,946

  
Prof. Rubina Hamid  
Chairman

  
Maj Gen (LPR) Md Moshfequr Rahman  
Managing Director & CEO

  
Shabana Maleque  
Director

  
Asim Kumar Barua  
Company Secretary

  
Md. Joynal Abedin, FCA  
CFO

Dated: 09 May 2023





বাংলাদেশ থাই অ্যালুমিনিয়াম লিঃ  
BANGLADESH THAI ALUMINIUM LTD.



**BANGLADESH THAI ALUMINIUM LIMITED**  
**NOTES TO THE FINANCIAL STATEMENTS**  
**FOR THE PERIOD FROM 01 JULY 2022 TO 31 MARCH 2023**  
**FORMING AN INTEGRAL PART OF THE FINANCIAL STATEMENTS.**

**1.00 Tangible Fixed Assets-Tk. 2,759,048,159**

The break up of the above amount is as under :

Written down value as on 31.03.2023 (Annexure-A1 and A2)

Revaluation Surplus as on 31.03.2023 (Annexure-A3)

	31-Mar-23 TAKA	30-Jun-22 TAKA
	1,172,167,818	1,194,601,096
	1,586,880,341	1,597,046,381
<b>Tk.</b>	<b>2,759,048,159</b>	<b>2,791,647,477</b>

**2.00 Investment in BD Thai Food & Beverage Ltd.: Tk. 49,315,070**

The break up of the above amount is as under :

Paid up Capital

	31-Mar-23 TAKA	30-Jun-22 TAKA
	49,315,070	49,315,070
<b>Tk.</b>	<b>49,315,070</b>	<b>49,315,070</b>

**3.00 Sundry Debtors : Tk. 1,027,789,329**

The break up of the above amount is as under :

Gross Debtors

Unsecured but considered good

	31-Mar-23 TAKA	30-Jun-22 TAKA
	1,027,789,329	1,085,064,650
	<b>1,027,789,329</b>	<b>1,085,064,650</b>

**4.00 Loans, Advances and Deposits : Tk. 1,067,968,826**

The break up of the above amount is as under :

Balance as on 31 March 2023

	31-Mar-23 TAKA	30-Jun-22 TAKA
	1,067,968,826	1,059,815,095
	<b>1,067,968,826</b>	<b>1,059,815,095</b>



# বাংলাদেশ থাই অ্যালুমিনিয়াম লিঃ BANGLADESH THAI ALUMINIUM LTD.



## 5.00 Cash at Banks and in Hand: Tk. 33,038,321

The break up of the above amount is as under :

Cash in Hand

### Cash at Banks :

	31-Mar-23 TAKA	30-Jun-22 TAKA
Mercantile Bank Ltd., Banani Br. Ac# 010611100004615	1,037,516	2,866,227
Mercantile Bank Ltd., Banani Br. Ac# 010611100012530(P/S)	233,737	209,696
Bank Asia Ltd., Banani Br. Ac# 01233051656	7,101,010	14,401,962
Exim Bank Ltd., Gulshan Br. Ac# 00711100156068	153,804	51,111
Prime Bank Ltd., Banani Br. Ac# 13211090000212	439,113	1,506,653
Dutch Bangla Bank Ltd., Shafipur Br. Ac# 1821109993	2,298,848	2,543,745
Shaha Jalal Islami Bank Ltd., Banani Br. Ac# 101311100005496	1,709,301	2,496,870
Al-Arafa Islami Bank Ltd., Banani Br. Ac# 0201020007579	4,572,837	5,614,549
Dhaka Bank Ltd., Banani Br. Ac# 20610010472	410,686	327,714
Premier Bank Ltd., Banani Br. Ac# 10411100010092	1,403,860	251,519
Rupali Bank Ltd., Local Office Br. Ac# 200085688	35,293	672,382
Rupali Bank Ltd., Local Office Br. F.C. Ac# RQ03	625,220	607,019
In Dividend Account with Rupali Bank Ltd.	4,119,993	4,158,477
Rupali Bank Ltd., Local Office Br. STD Ac# 240002105	-	-
Islami Bank Limited, Gulshan Branch Ac#20501770100431515	1,841,998	3,115,604
One Bank Limited	663,148	312,509
Shaha Jalal Islami Bank Ltd., (R/S)	1,036,772	1,033,286
Pubali Bank Ltd.,	3,076,240	1,393,558
Rupali Bank Ltd., Local Office Br. STD Ac# 24000112	-	-
BRAC Bank Ltd.,	2,260,169	1,866,768
Fund Building for UPAS loan	-	-
SBSC	18,776	521,914

Tk. **33,038,321** **43,951,563**

## 6.00 Authorized Capital - Tk. 2,000,000,000

The Company has an authorized capital of Tk. 2,000,000,000 divided into 200,000,000 Ordinary Shares of Tk.10/- each.





বাংলাদেশ থাই অ্যালুমিনিয়াম লিঃ  
BANGLADESH THAI ALUMINIUM LTD.



**6.01 Issued, Subscribed and Paid-up Capital: Tk. 1,277,752,500**

It represents the paid-up capital of the Company consisting of :

No. of Shares	Particulars	31-Mar-23 TAKA	30-Jun-22 TAKA
5,081,000	Issued as Ordinary Shares of Tk. 10 each fully paid up	50,810,000	50,810,000
508,100	Issued as Bonus Shares of Tk. 10/= each	5,081,000	5,081,000
2,781,640	Issued as Further Bonus Shares of Tk. 10/= each	27,816,400	27,816,400
5,589,100	Issued as Right Shares of Tk. 10/= each	55,891,000	55,891,000
3,079,660	Issued as Further Shares of Tk. 10/= each	30,796,600	30,796,600
3,407,900	Issued as Further Bonus Shares of Tk. 10/= each	34,079,000	34,079,000
12,431,850	Issued as Further Shares of Tk. 10/= each	124,318,500	124,318,500
8,219,810	Issued as Further Bonus Shares of Tk. 10/= each	82,198,100	82,198,100
2,054,953	Issued as Further Bonus Shares of Tk. 10/= each	20,549,530	20,549,530
2,157,700	Issued as Further Bonus Shares of Tk. 10/= each	21,577,000	21,577,000
2,265,586	Issued as Further Bonus Shares of Tk. 10/= each	22,655,860	22,655,860
4,757,729	Issued as Further Bonus Shares of Tk. 10/= each	47,577,290	47,577,290
5,233,502	Issued as Further Bonus Shares of Tk. 10/= each	52,335,020	52,335,020
52,335,028	Issued as Right Shares of Tk. 10/= each	523,350,280	523,350,280
5,495,178	Issued as Right Shares of Tk. 10/= each	54,951,780	54,951,780
8,654,905	Issued as Further Bonus Shares of Tk. 10/= each	86,549,050	86,549,050
3,721,609	Issued as Further Bonus Shares of Tk. 10/= each	37,216,090	37,216,090
<b>127,775,250</b>		<b>Tk. 1,277,752,500</b>	<b>1,277,752,500</b>

**7.00 Share Premium: Tk. 555,147,247**

The break up of the above amount is as under :

Balance as per last A/c

	31-Mar-23 TAKA	30-Jun-22 TAKA
	555,147,247	555,147,247
<b>Tk.</b>	<b>555,147,247</b>	<b>555,147,247</b>

**8.00 Revenue Reserve: Tk. 19,578,459**

The break up of the above amount is as under :

Balance as per last A/c

	31-Mar-23 TAKA	30-Jun-22 TAKA
	19,578,459	19,578,459
<b>Tk.</b>	<b>19,578,459</b>	<b>19,578,459</b>

**9.00 Revaluation Surplus: Tk. 1,260,307,458**

The break up of the above amount is as under :

Balance as per last account

Depreciation charged on revaluation amount

Opening Deferred Tax

Closing Deferred Tax

	31-Mar-23 TAKA	30-Jun-22 TAKA
	1,268,186,139	1,235,317,515
	(10,166,040)	(14,800,056)
	359,335,436	407,004,116
	(357,048,077)	(359,335,436)
<b>Tk.</b>	<b>1,260,307,458</b>	<b>1,268,186,139</b>





# বাংলাদেশ থাই অ্যালুমিনিয়াম লিঃ

## BANGLADESH THAI ALUMINIUM LTD.



### 10.00 Long Term Loan: Tk. 696,937,491

The break up of the above amount is as under :

Rupali Bank Ltd. (Block Loan 5% & 9%)  
Less: Installment to be paid within 12 month  
Term Loan, Rupali Bank Ltd., Local Office, Dhaka.  
IDCP Loan

31-Mar-23 TAKA	30-Jun-22 TAKA
609,235,698	618,316,922
(112,400,000)	(112,400,000)
198,769,903	187,575,271
1,331,890	1,331,890
<b>Tk. 696,937,491</b>	<b>694,824,083</b>

### 11.00 Deferred Tax: Tk. 436,907,378

The break up of the above amount is as under :

On Revaluation  
On Other Temporary Difference

31-Mar-23 TAKA	30-Jun-22 TAKA
357,048,077	359,335,436
79,859,301	76,747,784
<b>436,907,378</b>	<b>436,083,220</b>

### 12.00 Short Term Bank Loans (Secured): Tk. 997,680,820

The break up of the above amount is as under :

a) Cash Credit (Hypothecation)  
from Rupali Bank Ltd., Local Office, Dhaka.  
b) Cash Credit (Hypothecation)  
from EXIM Bank Ltd.  
c) Installment of Long Term Loan  
d) UPAS Loan, Rupali Bank Ltd., Local Office  
e) COVID-19 Revolving refinance Scheme

31-Mar-23 TAKA	30-Jun-22 TAKA
491,544,203	522,625,160
-	23,431,776
112,400,000	112,400,000
239,064,775	211,291,746
154,671,842	148,713,529
<b>Tk. 997,680,820</b>	<b>1,018,462,211</b>

### 13.00 Basic Earning Per Share -EPS

The computation of EPS is given below:

a) Earnings/attributable to the Ordinary Shareholder's  
b) Weighted Average number of the Ordinary  
Shares Outstanding during the period  
c) Basic EPS (Adjusted)

01-July-2022 to 31-Mar-23	01-July-2021 to 31-Mar-22
(51,464,456)	14,107,701
127,775,250	127,775,250
<b>(0.40)</b>	<b>0.11</b>

### 14.00 Deviation of EPS

Because of increasing the cost of sales and decreasing the volume of sales , earning per share (EPS) also decrease then corresponding preceding period.

### 15.00 Deviation of NOCFPS

Because of increasing of collection of sales, NOCFPS also increase then corresponding preceding period.

### 16.00 Impairment test of Investment and Property, Plant, and Equipment (PPE)

We have conducted impairment test of Investment & PPE but we found no impair of Investment & PPE as on 31 March 2023.



# বাংলাদেশ থাই অ্যালুমিনিয়াম লিঃ

## BANGLADESH THAI ALUMINIUM LTD.



**BANGLADESH THAI ALUMINIUM LIMITED**  
**SCHEDULE OF FIXED ASSETS**  
**FOR THE PERIOD FROM 01 JULY 2022 TO 31 MARCH 2023**  
**UNIT-1**

Annexure-A-1

Particulars	Cost			Depreciation			Written down value as on 31 Mar. 2023
	Balance as at 01 Jul 2022	Addition during the Period	Total as on 31 Mar. 2023	Rate %	Balance as on 01 Jul 2022	Charged during the Period	
Land & Land Development	9,615,105	-	9,615,105	-	-	-	9,615,105
Factory Building	7,478,773	-	7,478,773	5%	6,039,053	53,991	1,385,729
Godown and Labour Quarter	2,438,144	-	2,438,144	5%	1,915,491	19,602	503,051
Electrification	1,409,904	-	1,409,904	6%	1,113,475	13,338	283,091
Plant and Machinery	3,516,162	-	3,516,162	10%	3,425,310	6,813	84,039
Office Equipment	522,915	-	522,915	15%	501,580	2,403	18,932
Motor Car & Vehicles	5,312,395	-	5,312,395	20%	5,301,680	1,611	9,104
Furniture & Fixture	758,575	-	758,575	10%	718,956	2,970	36,649
Refrigerator	67,243	-	67,243	15%	66,487	81	675
Television	51,000	-	51,000	25%	50,974	9	17
Photocopy Machine	304,000	-	304,000	15%	297,791	702	5,507
Telex Machine	86,243	-	86,243	15%	86,123	18	102
Type Writer Machine	65,000	-	65,000	10%	63,610	108	1,282
Fax Machine	195,300	-	195,300	20%	195,074	36	190
Electric Fan	69,555	-	69,555	10%	64,073	414	5,068
Amin Scales	34,215	-	34,215	10%	33,782	36	397
Computer Machine	3,359,854	-	3,359,854	20%	3,301,984	8,685	49,185
Gondala Machine	341,324	-	341,324	10%	319,097	1,665	20,562
Sub-Total	35,625,707	-	35,625,707		23,494,540	112,482	12,018,685.707

Depreciation has been charged to:

Production  
Administration

Taka

101,234  
11,248  
**112,482**





# বাংলাদেশ থাই অ্যালুমিনিয়াম লিঃ

## BANGLADESH THAI ALUMINIUM LTD.



**BANGLADESH THAI ALUMINIUM LIMITED**  
**SCHEDULE OF FIXED ASSETS**  
**FOR THE PERIOD FROM 01 JULY 2022 TO 31 MARCH 2023**  
**UNIT-2**

Annexure-A-2

Particulars	Cost			Depreciation			Written down value as on 31 Mar. 2023
	Balance as at 01 Jul 2022	Addition during the Period	Total as on 31 Mar. 2023	Rate %	Balance as on 01 Jul 2022	Charged during the Period	
Land & Land Development	487,109,520	-	487,109,520	-	-	-	487,109,520
Factory Building	215,657,197	3,845,980	219,503,177	5%	88,119,961	4,926,870	93,046,831
Staff Quarter	8,976,379	-	8,976,379	5%	5,382,117	134,784	5,516,901
Billet Custing Plant	12,350,047	-	12,350,047	10%	10,321,476	152,145	10,473,621
Machinery & Equipment	1,081,293,857	16,177,008	1,097,470,865	10%	557,913,002	34,466,844	592,379,846
Office Equipment	3,710,075	100,800	3,810,875	15%	2,518,621	145,377	2,663,998
Wall & Fencing	10,684,030	-	10,684,030	5%	5,643,081	189,036	5,832,117
Die Workshop	50,500,804	-	50,500,804	10%	39,316,507	838,818	40,155,325
Motor Car & Vehicles	12,120,765	-	12,120,765	20%	10,839,829	192,141	11,031,970
Furniture & Fixture	2,069,689	43,105	2,112,794	10%	1,345,664	57,537	1,403,201
Air Cooler	959,310	-	959,310	20%	954,691	693	955,384
Time Recorder Machine	110,500	-	110,500	15%	108,741	198	108,939
Transformer	1,046,512	-	1,046,512	10%	982,276	4,815	987,091
Generator	37,202,291	-	37,202,291	10%	28,068,943	684,999	28,753,942
Generator House	3,670,139	-	3,670,139	5%	1,803,601	69,993	1,873,594
L. T. Pannels	200,000	-	200,000	6%	158,695	1,863	160,558
Wrapping Machine	862,328	-	862,328	10%	789,722	5,445	795,167
H. O. & Factory Decoration	27,871,093	-	27,871,093	10%	20,626,479	543,348	21,169,827
Over Head Bridge Crain	310,000	-	310,000	20%	308,353	243	308,596
Gas Line	3,357,700	-	3,357,700	10%	2,497,697	64,503	2,562,200
Micro Processor	773,446	-	773,446	10%	708,324	4,887	713,211
Spectrometer	327,483	-	327,483	10%	285,457	3,150	288,607
Total Tk.	1,961,163,165	20,166,893	1,981,330,058		778,693,236	42,487,689	821,180,925

Taka

38,238,920

4,248,769

**42,487,689**

Depreciation has been charged to:

Production

Administration





# বাংলাদেশ থাই অ্যালুমিনিয়াম লিঃ

## BANGLADESH THAI ALUMINIUM LTD.



### BANGLADESH THAI ALUMINIUM LIMITED

#### SCHEDULE OF FIXED ASSETS

#### FOR THE PERIOD FROM 01 JULY 2022 TO 31 MARCH 2023

(On Revaluation)

(On Revaluation)							Annexure-A-3
Particulars	Revaluation			Depreciation			Written down value as on 31 Mar. 2023
	Balance as at 01 Jul 2022	Addition during the period	Total as on 31 Mar. 2023	Rate %	Balance as on 01 Jul 2022	Charged during the period	
Land & Land Development	1,416,910,042	-	1,416,910,042	---	-	-	1,416,910,042
Factory Building & Other Constructions	145,124,610	-	145,124,610	5%	55,946,528	3,344,175	85,833,907
Plant & Machinery	222,422,362	-	222,422,362	10%	131,464,105	6,821,865	84,136,392
Total Tk.	1,784,457,014	-	1,784,457,014		187,410,633	10,166,040	1,586,880,341

Depreciation has been charged to:

Production  
Administration

Taka

9,149,436  
1,016,604  
**10,166,040**