



বাংলাদেশ থাই এ্যালুমিনিয়াম লিঃ  
BANGLADESH THAI ALUMINIUM LTD.



UN-AUDITED

**FINANCIAL STATEMENTS  
OF  
BANGLADESH THAI ALUMINIUM LIMITED**

29 KEMAL ATATURK AVENUE, BANANI C/A,  
DHAKA – 1213.

**FOR THE PERIOD FROM  
01 JULY 2023 TO 31 MARCH 2024**



বাংলাদেশ থাই এ্যালুমিনিয়াম লিঃ  
BANGLADESH THAI ALUMINIUM LTD.

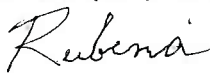


Intertek




BANGLADESH THAI ALUMINIUM LIMITED  
STATEMENT OF FINANCIAL POSITION  
AS AT 31 MARCH 2024


PARTICULARS	NOTES	31-Mar-24 TAKA	30-Jun-23 TAKA
<b>ASSETS</b>			
<b>Non-Current Assets</b>			
Tangible Fixed Assets, Net of Accumulated Depreciation	1.00	2,713,279,680	2,740,027,087
<b>Investment:</b>			
Investment in BD Thai Food & Beverage Ltd.	2.00	49,315,070	49,315,070
<b>Current Assets</b>			
Inventories		3,220,560,207	3,182,721,139
Sundry Debtors	3.00	1,096,020,850	1,129,327,106
Loans, Advances and Deposits	4.00	1,037,768,432	1,001,477,276
Investment in Shares of listed companies		1,075,810,396	1,021,819,151
Cash at Banks and in Hand	5.00	1,552,714	1,552,714
		9,407,815	28,544,892
TOTAL ASSETS		<b>5,983,154,957</b>	<b>5,972,063,296</b>
<b>EQUITY AND LIABILITIES</b>			
<b>Shareholder's Equity</b>			
Share Capital	6.01	3,473,142,347	3,556,921,365
Share Premium		1,277,752,500	1,277,752,500
Revenue Reserve	8.00	555,147,247	555,147,247
Revaluation Surplus	9.00	19,578,459	19,578,459
Retained Earning		1,250,460,815	1,257,681,223
		370,203,326	446,761,936
<b>Non-Current Liabilities</b>			
Long Term Loan (Secured)	10.00	1,197,807,751	1,145,617,685
Deffered Tax	11.00	764,791,098	709,904,843
		433,016,653	435,712,842
<b>Current Liabilities and Provisions</b>			
Short Term Bank Loans (Secured)	12.00	1,312,204,859	1,269,524,246
Creditors		964,272,469	942,802,957
Unclaim & Unpaid Dividend		50,115,137	34,251,875
Accrued Expenses		17,618,966	17,618,966
		280,198,287	274,850,448
TOTAL EQUITY AND LIABILITIES		<b>5,983,154,957</b>	<b>5,972,063,296</b>
Net Asset Value (NAV) Per Share		<b>27.18</b>	<b>27.84</b>

  
Prof. Rubina Hamid  
Chairman

  
Md. Abdul Bari  
Managing Director & CEO (CC)

  
Shabana maleque  
Director

  
Sk. Ashikur Rahman  
Company Secretary

  
Ashim Kumar Barua  
CFO

Dated: 30 April 2024



BANGLADESH THAI ALUMINIUM LTD.  
STATEMENT OF PROFIT OR LOSS AND OTHER COMPREHENSIVE INCOME  
FOR THE PERIOD FROM 01 JULY 2023 TO 31 MARCH 2024

PARTICULARS	NOTES	01-July-2023 to 31-Mar-24	01-July-2022 to 31-Mar-23	01-Jan.-2024 to 31-Mar-24	01-Jan.-2023 to 31-Mar-23
TURNOVER		512,641,226	736,596,218	172,690,543	245,805,121
COST OF GOODS SOLD		417,751,335	598,915,986	140,861,504	201,419,971
<b>GROSS PROFIT</b>		<b>94,889,891</b>	<b>137,680,232</b>	<b>31,829,039</b>	<b>44,385,150</b>
Administrative, Selling & Financial Expenses		<b>177,024,845</b>	<b>182,543,206</b>	<b>61,928,476</b>	<b>59,063,298</b>
Administrative Expenses		37,450,066	45,010,615	12,407,490	13,027,209
Selling & Distribution Expenses		31,547,997	42,708,720	10,510,059	14,398,033
Financial Expenses		108,026,782	94,823,871	39,010,927	31,638,056
<b>OPERATING PROFIT</b>		<b>(82,134,954)</b>	<b>(44,862,974)</b>	<b>(30,099,437)</b>	<b>(14,678,148)</b>
Other Income		1,415,030	929,612	505,010	404,201
<b>Net Profit before Tax and WPP&amp;WF</b>		<b>(80,719,924)</b>	<b>(43,933,362)</b>	<b>(29,594,427)</b>	<b>(14,273,947)</b>
Workers Profit Participation & WF					
<b>Net Profit before Tax</b>		<b>(80,719,924)</b>	<b>(43,933,362)</b>	<b>(29,594,427)</b>	<b>(14,273,947)</b>
Current Tax		3,075,847	4,419,577	1,036,143	1,471,678
Deferred Tax		2,079,495	3,111,517	1,806,113	1,952,203
<b>Tax Expenses</b>		<b>5,155,342</b>	<b>7,531,094</b>	<b>2,842,256</b>	<b>3,423,881</b>
<b>Net Profit after Tax</b>		<b>(85,875,266)</b>	<b>(51,464,456)</b>	<b>(32,436,683)</b>	<b>(17,697,828)</b>
Earning Per Share ( Adjusted )	13.00	(0.67)	(0.40)	(0.25)	(0.14)

Prof. Rubina Hamid  
Chairman

Md. Abdul Bari  
Managing Director & CEO (CC)

Shabana Maleque  
Director

Sk. Ashikur Rahman  
Company Secretary

Ashim Kumar Barua  
CFO

Place: Dhaka, Bangladesh.

Dated: 30 April 2024



**BANGLADESH THAI ALUMINIUM LIMITED**  
**STATEMENT OF CASH FLOWS**  
**FOR THE PERIOD FROM 01 JULY 2023 TO 31 MARCH 2024**

PARTICULARS	01-July-2023 to 31-Mar-24	01-July-2022 to 31-Mar-23
<b><u>CASH FLOWS FROM OPERATING ACTIVITIES</u></b>	<b>(95,625,568)</b>	<b>27,960,118</b>
Collection from Turnover & Others	477,765,100	794,801,151
Payment for Costs & Expenses	(450,379,678)	(649,424,226)
Interest paid on Bank Loan	(108,026,782)	(94,823,871)
Income Tax Paid & deducted at source	(14,984,208)	(22,592,936)
<b><u>CASH FLOWS FROM INVESTING ACTIVITIES</u></b>	<b>(22,512,836)</b>	<b>(20,166,893)</b>
Tangible Fixed Asset Acquired	(22,512,836)	(20,166,893)
Investment in Shares	-	-
<b><u>CASH FLOWS FROM FINANCING ACTIVITIES</u></b>	<b>99,001,327</b>	<b>(18,706,467)</b>
Share Capital	-	-
Cash Credit & Other loan received/(paid)	44,115,072	(20,781,391)
Long Term Loan Received	54,886,255	2,113,408
Dividend paid	-	(38,484)
<b>Increase/(Decrease) in Cash and Cash Equivalents</b>	<b>(19,137,077)</b>	<b>(10,913,242)</b>
Cash and Cash Equivalents at Opening	(28,544,892)	(43,951,563)
Cash and Cash Equivalents at Closing	9,407,815	33,038,321
<b>Increase/(Decrease) in Cash and Cash Equivalents</b>	<b>(19,137,077)</b>	<b>(10,913,242)</b>
<b>Net Operating Cash Flow (NOCF) Per Share</b>	<b>(0.75)</b>	<b>0.22</b>

Prof. Rubina Hamid  
Chairman

Md. Abdul Bari  
Managing Director & CEO (CC)

Shabana Maleque  
Director

Sk. Ashiqur Rahman  
Company Secretary

Ashim Kumar Barua  
CFO

Dated: 30 April 2024






BANGLADESH THAI ALUMINIUM LIMITED  
STATEMENT OF CHANGES IN EQUITY  
FOR THE PERIOD FROM 01 JULY 2023 TO 31 MARCH 2024

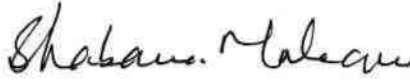
Particulars	Share Capital	Share Premium	Revenue Reserve	Retained Earnings	Revaluation Surplus	Total
At 01 July 2023	1,277,752,500	555,147,247	19,578,459	446,761,936	1,257,681,223	3,556,921,365
Depreciation on Revaluation Surplus	-	-	-	9,316,656	(9,316,656)	-
Opening Deferred Tax on Revaluation	-	-	-	-	356,285,622	356,285,622
Closing Deferred Tax on Revaluation	-	-	-	-	(354,189,374)	(354,189,374)
Net Profit for the Period	-	-	-	(85,875,266)	-	(85,875,266)
At 31 March 2024	1,277,752,500	555,147,247	19,578,459	370,203,326	1,250,460,815	3,473,142,347

FOR THE PERIOD FROM 01 JULY 2022 TO 31 MARCH 2023

Particulars	Share Capital	Share Premium	Revenue Reserve	Retained Earnings	Revaluation Surplus	Total
At 01 July 2022	1,277,752,500	555,147,247	19,578,459	499,816,003	1,268,186,139	3,620,480,348
Depreciation on Revaluation Surplus	-	-	-	10,166,040	(10,166,040)	-
Opening Deferred Tax on Revaluation	-	-	-	-	359,335,436	359,335,436
Closing Deferred Tax on Revaluation	-	-	-	-	(357,048,077)	(357,048,077)
Net Profit for the Period	-	-	-	(51,464,456)	-	(51,464,456)
At 31 March 2023	1,277,752,500	555,147,247	19,578,459	458,517,587	1,260,307,458	3,571,303,251

  
Prof. Rubina Hamid  
Chairman

  
Md. Abdul Bari  
Managing Director & CEO (CC)

  
Shabana Maleque  
Director

  
Sk. Ashique Rahman  
Company Secretary

  
Ashim Kumar Barua  
CFO

Dated: 30 April 2024



**BANGLADESH THAI ALUMINIUM LIMITED**  
**NOTES TO THE FINANCIAL STATEMENTS**  
**FOR THE PERIOD FROM 01 JULY 2023 TO 31 MARCH 2024**  
**FORMING AN INTEGRAL PART OF THE FINANCIAL STATEMENTS.**

**1.00 Tangible Fixed Assets-Tk. 2,713,279,680**

The break up of the above amount is as under :

Written down value as on 31.03.2024 (Annexure-A1 and A2)

Revaluation Surplus as on 31.03.2024 (Annexure-A3)

	31-Mar-24 TAKA	30-Jun-23 TAKA
	1,139,104,685	1,156,535,436
	1,574,174,995	1,583,491,651
<b>Tk.</b>	<b>2,713,279,680</b>	<b>2,740,027,087</b>

**2.00 Investment in BD Thai Food & Beverage Ltd.: Tk. 49,315,070**

The break up of the above amount is as under :

Paid up Capital

	31-Mar-24 TAKA	30-Jun-23 TAKA
	49,315,070	49,315,070
<b>Tk.</b>	<b>49,315,070</b>	<b>49,315,070</b>

**3.00 Sundry Debtors : Tk. 1,037,768,432**

The break up of the above amount is as under :

Gross Debtors

Unsecured but considered good

	31-Mar-24 TAKA	30-Jun-23 TAKA
	1,037,768,432	1,001,477,276
	<b>1,037,768,432</b>	<b>1,001,477,276</b>

**4.00 Loans, Advances and Deposits : Tk. 1,075,810,396**

The break up of the above amount is as under :

Balance as on 31 March 2024

	31-Mar-24 TAKA	30-Jun-23 TAKA
	1,075,810,396	1,021,819,151
	<b>1,075,810,396</b>	<b>1,021,819,151</b>



বাংলাদেশ থাই অ্যালুমিনিয়াম লিঃ  
BANGLADESH THAI ALUMINIUM LTD.



5.00 **Cash at Banks and in Hand: Tk. 9,407,815**

The break up of the above amount is as under :

Cash in Hand

**Cash at Banks :**

	31-Mar-24	30-Jun-23
	TAKA	TAKA
Mercantile Bank Ltd., Banani Br. Ac# 010611100004615	331,270	8,168,694
Mercantile Bank Ltd., Banani Br. Ac# 010611100012530(P/S)	251,683	232,932
Bank Asia Ltd., Banani Br. Ac# 01233051656	-	-
Exim Bank Ltd., Gulshan Br. Ac# 00711100156068	6,889	147,729
Prime Bank Ltd., Banani Br. Ac# 13211090000212	-	-
Dutch Bangla Bank Ltd., Shafipur Br. Ac# 1821109993	733,973	2,439,390
Shaha Jalal Islami Bank Ltd., Banani Br. Ac# 101311100005496	841,233	6,587,518
Al-Arafa Islami Bank Ltd., Banani Br. Ac# 0201020007579	-	-
Dhaka Bank Ltd., Banani Br. Ac# 20610010472	-	-
Premier Bank Ltd., Banani Br. Ac# 10411100010092	-	-
Rupali Bank Ltd., Local Office Br. Ac# 200085688	3,313,898	1,758,661
Rupali Bank Ltd., Local Office Br. F.C. Ac# RQ03	380,500	382,532
In Dividend Account with Rupali Bank Ltd.	616,326	619,648
Rupali Bank Ltd., Local Office Br. STD Ac# 240002105	-	-
Islami Bank Limited, Gulshan Branch Ac#20501770100431515	-	-
One Bank Limited	-	-
Shaha Jalal Islami Bank Ltd., (R/S)	1,046,837	1,043,282
Pubali Bank Ltd.,	1,139,761	5,322,051
Rupali Bank Ltd., Local Office Br. STD Ac# 24000112	-	-
BRAC Bank Ltd.,	745,445	1,842,455
SBSC	-	-

Tk. **9,407,815** **28,544,892**

6.00 **Authorized Capital - Tk. 2,000,000,000**

The Company has an authorized capital of Tk. 2,000,000,000 divided into 200,000,000 Ordinary Shares of Tk.10/- each.



6.01 **Issued, Subscribed and Paid-up Capital: Tk. 1,277,752,500**

It represents the paid-up capital of the Company consisting of :

No. of Shares	Particulars	31-Mar-24 TAKA	30-Jun-23 TAKA
5,081,000	Issued as Ordinary Shares of Tk. 10 each fully paid up	50,810,000	50,810,000
508,100	Issued as Bonus Shares of Tk. 10/= each	5,081,000	5,081,000
2,781,640	Issued as Further Bonus Shares of Tk. 10/= each	27,816,400	27,816,400
5,589,100	Issued as Right Shares of Tk. 10/= each	55,891,000	55,891,000
3,079,660	Issued as Further Shares of Tk. 10/= each	30,796,600	30,796,600
3,407,900	Issued as Further Bonus Shares of Tk. 10/= each	34,079,000	34,079,000
12,431,850	Issued as Further Shares of Tk. 10/= each	124,318,500	124,318,500
8,219,810	Issued as Further Bonus Shares of Tk. 10/= each	82,198,100	82,198,100
2,054,953	Issued as Further Bonus Shares of Tk. 10/= each	20,549,530	20,549,530
2,157,700	Issued as Further Bonus Shares of Tk. 10/= each	21,577,000	21,577,000
2,265,586	Issued as Further Bonus Shares of Tk. 10/= each	22,655,860	22,655,860
4,757,729	Issued as Further Bonus Shares of Tk. 10/= each	47,577,290	47,577,290
5,233,502	Issued as Further Bonus Shares of Tk. 10/= each	52,335,020	52,335,020
52,335,028	Issued as Right Shares of Tk. 10/= each	523,350,280	523,350,280
5,495,178	Issued as Right Shares of Tk. 10/= each	54,951,780	54,951,780
8,654,905	Issued as Further Bonus Shares of Tk. 10/= each	86,549,050	86,549,050
3,721,609	Issued as Further Bonus Shares of Tk. 10/= each	37,216,090	37,216,090
<b>127,775,250</b>		<b>Tk. 1,277,752,500</b>	<b>1,277,752,500</b>

7.00 **Share Premium: Tk. 555,147,247**

The break up of the above amount is as under :

Balance as per last A/c

	31-Mar-24 TAKA	30-Jun-23 TAKA
	555,147,247	555,147,247
<b>Tk.</b>	<b>555,147,247</b>	<b>555,147,247</b>

8.00 **Revenue Reserve: Tk. 19,578,459**

The break up of the above amount is as under :

Balance as per last A/c

	31-Mar-24 TAKA	30-Jun-23 TAKA
	19,578,459	19,578,459
<b>Tk.</b>	<b>19,578,459</b>	<b>19,578,459</b>

9.00 **Revaluation Surplus: Tk. 1,250,460,815**

The break up of the above amount is as under :

Balance as per last account

Depreciation charged on revaluation amount

Opening Deferred Tax

Closing Deferred Tax

	31-Mar-24 TAKA	30-Jun-23 TAKA
	1,257,681,223	1,268,186,139
	(9,316,656)	(13,554,730)
	356,285,622	359,335,436
	(354,189,374)	(356,285,622)
<b>Tk.</b>	<b>1,250,460,815</b>	<b>1,257,681,223</b>





**10.00 Long Term Loan: Tk. 764,791,098**

The break up of the above amount is as under :

Rupali Bank Ltd. (Block Loan 1,2,& 3)  
Less: Installment to be paid within 12 month  
Term Loan, Rupali Bank Ltd., Local Office, Dhaka.  
IDGP Loan

	31-Mar-24 TAKA	30-Jun-23 TAKA
	653,421,716	618,316,922
	(112,400,000)	(112,400,000)
	222,434,492	187,575,271
	1,334,890	1,331,890
<b>Tk.</b>	<b>764,791,098</b>	<b>694,824,083</b>

**11.00 Deferred Tax: Tk. 433,016,653**

The break up of the above amount is as under :

On Revaluation  
On Other Temporary Difference

	31-Mar-24 TAKA	30-Jun-23 TAKA
	354,189,374	359,335,436
	78,827,279	76,747,784
	<b>433,016,653</b>	<b>436,083,220</b>

**12.00 Short Term Bank Loans (Secured): Tk. 964,272,469**

The break up of the above amount is as under :

a) Cash Credit (Hypothecation)  
from Rupali Bank Ltd., Local Office, Dhaka.  
b) Cash Credit (Hypothecation)  
from EXIM Bank Ltd.  
c) Installment of Long Term Loan  
d) UPAS Loan, Rupali Bank Ltd., Local Office  
e) COVID-19 Revolving refinance Scheme

	31-Mar-24 TAKA	30-Jun-23 TAKA
	483,541,862	522,625,160
	-	23,431,776
	112,400,000	112,400,000
	228,198,915	211,291,746
	140,131,692	148,713,529
<b>Tk.</b>	<b>964,272,469</b>	<b>1,018,462,211</b>

**13.00 Basic Earning Per Share -EPS**

The computation of EPS is given below:

a) Earnings/attribution to the Ordinary Shareholder's  
b) Weighted Average number of the Ordinary  
Shares Outstanding during the period  
c) Basic EPS (Adjusted)

	01-July-2023 to 31-Mar-24	01-July-2022 to 31-Mar-23
	(85,875,266)	(51,464,456)
	127,775,250	127,775,250
	<b>(0.67)</b>	<b>(0.40)</b>

**14.00 Deviation of EPS**

Because of increasing the cost of sales and decreasing the volume of sales , earning per share (EPS) also decrease then corresponding preceding period.

**15.00 Deviation of NOCFPS**

Because of decreasing of collection of sales, NOCFPS also decrease then corresponding preceding period.

**16.00 Impairment test of Investment and Property, Plant, and Equipment (PPE)**

We have conducted impairment test of **Investment & PPE** but we found no impair of **Investment & PPE** as on 31 March 2024.



বাংলাদেশ থাই অ্যালুমিনিয়াম লিঃ  
BANGLADESH THAI ALUMINIUM LTD.



BANGLADESH THAI ALUMINIUM LIMITED  
SCHEDULE OF FIXED ASSETS  
FOR THE PERIOD FROM 01 JULY 2023 TO 31 MARCH 2024

UNIT-1

Annexure-A-1

Particulars	Cost		Rate %	Depreciation		Written down value as on 31 Mar. 2024
	Balance as at 01 Jul 2023	Addition during the Period		Balance as on 01 Jul 2023	Charged during the Period	
Land & Land Development	9,615,105	-	-	-	-	9,615,105
Factory Building	7,478,773	-	5%	51,291	6,162,330	1,316,443
Godown and Labour Quarter	2,438,144	-	5%	18,621	1,960,245	477,899
Electrification	1,409,904	-	6%	12,537	1,143,798	266,106
Plant and Machinery	3,516,162	-	10%	6,129	3,440,524	75,638
Office Equipment	522,915	-	15%	2,043	506,823	16,092
Motor Car & Vehicles	5,312,395	-	20%	1,287	5,305,110	7,285
Furniture & Fixture	758,575	-	10%	2,673	725,591	32,984
Refrigerator	67,243	-	15%	72	66,672	571
Television	51,000	-	25%	-	50,981	19
Photocopy Machine	304,000	-	15%	594	299,316	4,684
Telex Machine	86,243	-	15%	9	86,150	93
Type Writer Machine	65,000	-	10%	90	63,839	1,161
Fax Machine	195,300	-	20%	27	195,146	154
Electric Fan	69,555	-	10%	369	64,990	4,565
Amin Scales	34,215	-	10%	27	33,852	363
Computer Machine	3,359,854	-	20%	6,948	3,320,506	39,348
Gondala Machine	341,324	-	10%	1,503	322,823	18,501
<b>Sub-Total</b>	<b>35,625,707</b>	<b>-</b>		<b>104,220</b>	<b>23,748,696</b>	<b>11,877,011</b>

**Taka**  
93,798  
10,422  
**104,220**

Depreciation has been charged to:  
Production  
Administration



বাংলাদেশ থাই এ্যালুমিনিয়াম লিঃ  
BANGLADESH THAI ALUMINIUM LTD.



BANGLADESH THAI ALUMINIUM LIMITED  
SCHEDULE OF FIXED ASSETS  
FOR THE PERIOD FROM 01 JULY 2023 TO 31 MARCH 2024  
UNIT-2

Annexure-A-2

Particulars	Cost		Rate %	Depreciation		Written down value as on 31 Mar. 2024
	Balance as at 01 Jul. 2023	Addition during the Period		Balance as on 01 Jul. 2023	Charged during the Period	
Land & Land Development	487,109,520	-	-	-	-	487,109,520
Factory Building	221,111,122	4,532,786	5%	4,911,876	99,572,317	126,071,591
Staff Quarter	8,976,379	-	5%	128,043	5,689,873	3,286,506
Billet Custing Plant	12,350,047	-	10%	136,926	10,661,259	1,688,788
Machinery & Equipment	1,100,819,697	17,567,800	10%	32,022,363	643,445,001	474,942,496
Office Equipment	3,885,675	236,500	15%	157,329	2,881,008	1,241,167
Wall & Fencing	10,684,030	-	5%	179,586	6,074,714	4,609,316
Die Workshop	50,500,804	-	10%	754,938	41,189,875	9,310,929
Motor Car & Vehicles	12,120,765	-	20%	153,711	11,249,727	871,038
Furniture & Fixture	3,304,399	175,750	10%	145,395	1,686,932	1,793,217
Air Cooler	959,310	-	20%	558	956,173	3,137
Time Recorder Machine	110,500	-	15%	171	109,176	1,324
Transformer	1,046,512	-	10%	4,338	993,038	53,474
Generator	37,202,291	-	10%	616,500	29,598,778	7,603,513
Generator House	3,670,139	-	5%	66,492	1,963,420	1,706,719
L. T. Pannels	200,000	-	6%	1,746	162,919	37,081
Wrapping Machine	862,328	-	10%	4,905	801,888	60,440
H. O. & Factory Decoration	27,871,093	-	10%	489,015	21,839,955	6,031,138
Over Head Bridge Crain	310,000	-	20%	198	308,880	1,120
Gas Line	3,357,700	-	10%	58,050	2,641,747	715,953
Micro Processor	773,446	-	10%	4,392	719,228	54,218
Spectrometer	327,483	-	10%	2,835	292,495	34,988
<b>Total Tk.</b>	<b>1,987,553,240</b>	<b>22,512,836</b>		<b>39,839,367</b>	<b>882,838,402</b>	<b>1,127,227,674</b>

**Taka**  
35,855,430  
3,983,937  
**39,839,367**

Depreciation has been charged to:  
Production  
Administration



বাংলাদেশ থাই এ্যালুমিনিয়াম লিঃ  
BANGLADESH THAI ALUMINIUM LTD.



BANGLADESH THAI ALUMINIUM LIMITED  
SCHEDULE OF FIXED ASSETS  
FOR THE PERIOD FROM 01 JULY 2023 TO 31 MARCH 2024  
(On Revaluation)

Annexure-A-3

Particulars	Revaluation			Depreciation			Written down value as on 31 Mar. 2024
	Balance as at 01 Jul 2023	Addition during the period	Total as on 31 Mar. 2024	Rate %	Balance as on 01 Jul 2023	Charged during the period	
Land & Land Development	1,416,910,042	-	1,416,910,042	---	-	-	1,416,910,042
Factory Building & Other Constructions	145,124,610	-	145,124,610	5%	60,405,432	3,176,973	81,542,205
Plant & Machinery	222,422,362	-	222,422,362	10%	140,559,931	6,139,683	75,722,748
<b>Total Tk.</b>	<b>1,784,457,014</b>	<b>-</b>	<b>1,784,457,014</b>		<b>200,965,363</b>	<b>9,316,656</b>	<b>1,574,174,995</b>

Taka

8,384,990

931,666

**9,316,656**

Depreciation has been charged to:

Production

Administration