



বাংলাদেশ থাই এ্যালুমিনিয়াম লিঃ  
BANGLADESH THAI ALUMINIUM LTD.



**BANGLADESH THAI ALUMINIUM LIMITED**  
**STATEMENT OF FINANCIAL POSITION (Un-Audited)**  
**FOR THE PERIOD ENDED 01/01/2015 TO 31 DECEMBER 2015**

PARTICULARS	NOTES	31-Dec-15 TAKA	31-Dec-14 TAKA
<b><u>NET ASSETS</u></b>			
<b><u>Non-Current Assets</u></b>			
Tangible Fixed Assets, Net of Accumulated Depreciation	17.00	2,444,494,392	2,414,276,518
<b><u>Investment:</u></b>			
Investment in BD Thai Food & Beverage Ltd.	18.00	45,000,000	45,000,000
<b><u>Current Assets</u></b>		<b>1,705,911,667</b>	<b>1,545,907,442</b>
Inventories	19.00	572,787,951	478,802,726
Sundry Debtors	20.00	538,712,559	519,203,931
Loans, Advances and Deposits	21.00	565,722,022	498,880,362
Investment in Shares of listed companies	22.00	1,336,583	2,435,536
Cash at Banks and in Hand	23.00	27,352,552	46,584,887
<b><u>Current Liabilities and Provisions</u></b>		<b>(648,517,230)</b>	<b>(447,339,209)</b>
Short Term Bank Loans (Secured)	24.00	(497,858,377)	(319,855,025)
Creditors	25.00	(18,286,902)	(16,336,880)
Accrued Expenses	26.00	(132,371,951)	(111,147,304)
<b>Net Current Assets</b>		<b>1,057,394,437</b>	<b>1,098,568,233</b>
<b><u>FINANCED BY</u></b>		<b>3,546,888,829</b>	<b>3,557,844,751</b>
<b><u>Shareholder's Equity</u></b>		<b>2,554,670,729</b>	<b>2,456,592,732</b>
Share Capital	27.00	523,350,280	475,772,990
Share Premium	27.02	555,147,247	602,724,537
Revenue Reserve	28.00	19,578,459	19,578,459
Revaluation Surplus	29.00	1,277,611,617	1,252,834,160
Retained Earning	30.00	178,983,126	105,682,586
<b><u>Non-Current Liabilities</u></b>			
Long Term Loan (Secured)	31.00	508,339,566	619,817,100
Deffered Tax	32.00	483,393,293	481,434,919
		<b>3,546,403,588</b>	<b>3,557,844,751</b>
<b>Net Asset Value (NAV) Per Share (Adjusted)</b>		<b>48.81</b>	<b>46.94</b>

*Rubina Hamid*  
Prof. Rubina Hamid  
Chairman

*Ruhul Ameen*  
Ruhul Ameen  
Managing Director & CEO

*Mohammad Jahidul Alam*  
Mohammad Jahidul Alam  
CFO





বাংলাদেশ থাই এ্যালুমিনিয়াম লিঃ  
BANGLADESH THAI ALUMINIUM LTD.



**BANGLADESH THAI ALUMINIUM LTD.**  
**STATEMENT OF PROFIT OR LOSS AND OTHER COMPREHENSIVE INCOME (Un-Audited)**  
**FOR THE PERIOD ENDED 01/01/2015 TO 31 DECEMBER 2015**

PARTICULARS	NOTES	31-Dec-15 TAKA	31-Dec-14 TAKA
TURNOVER		752,880,171	656,135,999
COST OF GOODS SOLD	33.00	470,067,856	426,956,485
<b>GROSS PROFIT</b>		<b>282,812,315</b>	<b>229,179,514</b>
<b>Administrative, Selling &amp; Financial Expenses</b>	36.00	<b>153,442,805</b>	<b>126,377,743</b>
Administrative Expenses	36.01	39,029,836	38,285,821
Selling & Distribution Expenses	36.02	7,162,964	6,959,540
Financial Expenses	36.03	107,250,005	81,132,382
<b>OPERATING PROFIT</b>		<b>129,369,510</b>	<b>102,801,771</b>
Other Income	37.00	4,312,834	725,877
<b>Net Profit before Tax and WPP&amp;WF</b>		<b>133,682,344</b>	<b>103,527,648</b>
Workers Profit Participation & WF		6,365,826	4,929,888
<b>Net Profit before Tax</b>		<b>127,316,518</b>	<b>98,597,760</b>
Current Tax		27,098,623	21,969,550
Deferred Tax		4,851,817	3,428,765
<b>Tax Expenses</b>		<b>31,950,440</b>	<b>25,398,315</b>
<b>Net Profit after Tax</b>		<b>95,366,078</b>	<b>73,199,445</b>
 EPS - Weighted Average Method (Adjusted )	38.00	 <b>1.82</b>	 <b>1.40</b>

*Rubina Hamid*  
Prof. Rubina Hamid  
Chairman

*Ruhul Ameen*  
Ruhul Ameen  
Managing Director & CEO

*Mohammad Jahidul Alam*  
Mohammad Jahidul Alam  
CFO







বাংলাদেশ থাই এ্যালুমিনিয়াম লিঃ  
BANGLADESH THAI ALUMINIUM LTD.




**BANGLADESH THAI ALUMINIUM LIMITED**  
**STATEMENT OF CASH FLOWS (Un-Audited)**  
**FOR THE PERIOD ENDED 01/01/2015 TO 31 DECEMBER 2015**

PARTICULARS	NOTES	31-Dec-15 TAKA	31-Dec-14 TAKA
<b><u>CASH FLOWS FROM OPERATING ACTIVITIES</u></b>			
Collection from Turnover & Others		17,598,376	287,938,182
Payment for Costs & Expenses		737,684,377	718,707,273
Interest paid on Bank Loan		(598,363,927)	(339,394,118)
Income Tax Paid & deducted at source		(107,151,566)	(81,132,382)
		(14,570,508)	(10,242,591)
<b><u>CASH FLOWS FROM INVESTING ACTIVITIES</u></b>			
Tangible Fixed Asset Acquired		(103,211,568)	(452,444,892)
Investment in Shares		(102,891,428)	(454,203,983)
		(320,140)	1,759,091
<b><u>CASH FLOWS FROM FINANCING ACTIVITIES</u></b>			
Cash Credit & Other loan received/paid		66,380,857	191,639,422
Long Term Loan Received		112,508,949	147,193,579
Fraction Dividend Received		(46,081,570)	44,134,776
Dividend paid		162,000	327,000
		(208,522)	(15,933)
<b>Increase/(Decrease) in Cash and Cash Equivalents</b>		<b>(19,232,335)</b>	<b>27,132,712</b>
Cash and Cash Equivalents at Opening		(46,584,887)	(19,452,175)
Cash and Cash Equivalents at Closing		27,352,552	46,584,887
<b>Increase/(Decrease) in Cash and Cash Equivalents</b>		<b>(19,232,335)</b>	<b>27,132,712</b>
<b>Net Operating Cash Flow (NOCF) Per Share</b>		<b>0.34</b>	<b>5.50</b>

  
Prof. Rubina Hamid  
Chairman

  
Ruhul Ameen  
Managing Director & CEO

  
Mohammad Jahidul Alam  
CFO





বাংলাদেশ থাই এ্যালুমিনিয়াম লিঃ  
BANGLADESH THAI ALUMINIUM LTD.



**BANGLADESH THAI ALUMINIUM LIMITED**  
**STATEMENT OF CHANGES IN EQUITY (Un-Audited)**  
**FOR THE PERIOD ENDED 01/01/2015 TO 31 DECEMBER 2015**

Particulars	Share Capital	Share Premium	Revenue Reserve	Retained Earnings	Revaluation Surplus	Total
At 01 January 2015	475,772,990	602,724,537	19,578,459	105,682,586	1,252,834,159	2,456,592,731
Adjustment for Deferred Tax	-	-	-	(46,448,975)	-	(46,448,975)
Bonus Share	47,577,290	(47,577,290)	-	-	-	-
Depreciation on Revaluation Surplus	-	-	-	24,564,959	(24,564,959)	-
Opening Deferred Tax on Revaluation	-	-	-	-	475,212,957	475,212,957
Closing Deferred Tax on Revaluation	-	-	-	-	(425,870,539)	(425,870,539)
Net Profit for the Period	-	-	-	95,366,078	-	95,366,078
Unrealize Loss on Investment in Shares	-	-	-	(181,522)	-	(181,522)
At 31 December 2015	523,350,280	555,147,247	19,578,459	178,983,126	1,277,611,617	2,554,670,729

**FOR THE YEAR ENDED 31 DECEMBER 2014**

Particulars	Share Capital	Share Premium	Revenue Reserve	Retained Earnings	Revaluation Surplus	Total
At 01 January 2014	453,117,130	625,380,397	19,578,459	5,571,710	607,156,197	1,710,803,893
Bonus Share	22,655,860	(22,655,860)	-	-	-	-
Revaluation Surplus	-	-	-	-	917,501,724	917,501,724
Depreciation on Revaluation Surplus	-	-	-	26,911,432	(26,911,432)	-
Opening Deferred Tax on Revaluation	-	-	-	-	230,300,626	230,300,626
Closing Deferred Tax on Revaluation	-	-	-	-	(475,212,957)	(475,212,957)
Net Profit for the Period	-	-	-	73,199,445	-	73,199,445
At 31 December 2014	475,772,990	602,724,537	19,578,459	105,682,586	1,252,834,159	2,456,592,731

*Rubina Hamid*  
Prof. Rubina Hamid  
Chairman

*Ruhul Ameen*  
Ruhul Ameen  
Managing Director & CEO

*Mohammad Jahidul Alam*  
Mohammad Jahidul Alam  
CFO