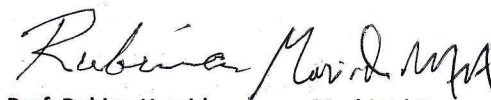


BANGLADESH THAI ALUMINIUM LIMITED
STATEMENT OF FINANCIAL POSITION
AS AT JUNE 30, 2022

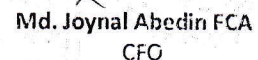
PARTICULARS	NOTES	30-Jun-22 TAKA	30-Jun-21 TAKA
NET ASSETS			
Non-Current Assets			
Property, Plant and Equipment	4.00	2,791,647,477	2,775,007,415
Investment :			
Investment in BD Thai Food & Beverage Ltd.	5.00	49,315,070	49,315,070
Current Assets		3,254,815,574	3,224,034,733
Inventories	6.00	1,064,431,552	1,033,070,308
Sundry Debtors	7.00	1,085,064,650	1,131,560,437
Loans, Advances and Deposits	8.00	1,059,815,095	1,024,472,274
Investment in Shares of listed companies	9.00	1,552,714	1,319,065
Cash and Cash Equivalents	10.00	43,951,563	33,612,649
		6,095,778,121	6,048,357,218
EQUITY & LIABILITIES			
Shareholder's Equity		3,620,480,348	3,591,804,187
Share Capital	11.00	1,277,752,500	1,277,752,500
Share Premium	12.00	555,147,247	555,147,247
Revenue Reserve	13.00	19,578,459	19,578,459
Revaluation Surplus	14.00	1,268,186,139	1,235,317,515
Retained Earning		499,816,003	504,008,466
Non-Current Liabilities		1,130,907,303	955,287,317
Long Term Loan (Secured)	15.00	694,824,083	510,739,751
Deferred Tax	16.00	436,083,220	444,547,566
Current Liabilities and Provisions		1,344,390,470	1,501,265,714
Short Term Bank Loans (Secured)	17.00	1,018,462,211	1,131,925,960
Unclaimed & Unpaid		21,157,795	28,599,673
Creditors	18.00	34,051,303	76,651,041
Accrued Expenses	19.00	270,719,161	264,089,040
Total Current and Non Current Liabilities		2,475,297,773	2,456,553,031
Total Equity and Liabilities		6,095,778,121	6,048,357,218
Net Asset Value (NAV) Per Share		28.33	28.11

The annexed notes form an integral part of these financial statement


Prof. Rubina Hamid
Chairman



Mashi Ud Duza
Managing Director & CEO


Md. Rabiul Alam FCS
Director


Md. Joynal Abedin FCA
CFO

Singed as per our separate report of even date

Date: November 05, 2022
Place: Dhaka



Fouzia Haque, FCA
Partner


FAMES & R
Chartered Accountants
DVC # 2211051032AS667289


BANGLADESH THAI ALUMINIUM LTD.
Statement of Profit or Loss and other Comprehensive Income
For the year ended June 30, 2022


PARTICULARS	NOTES	01-Jul-2021 to 30-Jun-22	01-Jul-2020 to 30-Jun-21
Turnover		1,167,029,987	1,203,612,420
Cost of Goods Sold	20.00	907,060,823	737,734,261
Gross Profit		259,969,164	465,878,159
Administrative, Selling & Financial Expenses	21.00	257,613,849	250,009,860
Administrative Expenses	21.01	69,393,836	77,820,928
Selling & Distribution Expenses	21.02	56,095,447	37,562,108
Financial Expenses	21.03	132,124,566	134,626,824
Operating Profit		2,355,315	215,868,299
Other Income	22.00	2,145,320	5,962,341
Net Profit before Tax and WPP&WF		4,500,635	221,830,640
Workers Profit Participation & WF		214,316	10,563,364
Net Profit before Tax		4,286,319	211,267,276
Current Tax		7,015,052	45,091,547
Deferred Tax		(5,134,334)	5,834,944
Tax Expenses		1,880,718	50,926,491
Net Profit after Tax		2,405,601	160,340,785
 EPS -Weighted Average Method	23.00	 0.02	 1.25

The annexed notes form an integral part of these financial statement



Prof. Rubina Hamid
Chairman


Mashi Ud Duza
Managing Director & CEO


Md. Rabiul Alam FCS
Director


Md. Joynal Abedin FCA
CFO

Signed as per our separate report of even date


Fouzia Haque, FCA
Partner

Date: November 05, 2022
Place: Dhaka

FAMES & R
Chartered Accountants
DVC # 2211051032AS667289



BANGLADESH THAI ALUMINIUM LIMITED

Statement of Changes in Equity

For the year ended June 30, 2022

Particulars	Share Capital	Share Premium	Revenue Reserve	Retained Earnings	Revaluation Surplus	Total
At 01 July 2021	1,277,752,500	555,147,247	19,578,459	504,008,467	1,235,317,514	3,591,804,187
Cash Dividend for 2020-21				(21,631,770)	-	(21,631,770)
Depreciation on Revaluation Surplus	-	-	-	14,800,056	(14,800,056)	-
Opening Deferred Tax on Revaluation	-	-	-	-	407,004,116	407,004,116
Closing Deferred Tax on Revaluation	-	-	-	-	(359,335,436)	(359,335,436)
Net Profit for the Year	-	-	-	2,405,601	-	2,405,601
Unrealize Gain on Investment in Shares	-	-	-	233,649	-	233,649
Balance as at 30 June 2022	1,277,752,500	555,147,247	19,578,459	499,816,003	1,268,186,139	3,620,480,347

FOR THE PERIOD FROM 01 JULY 2020 TO 30 JUNE 2021

Particulars	Share Capital	Share Premium	Revenue Reserve	Retained Earnings	Revaluation Surplus	Total
At 01 July 2020	1,240,536,410	555,147,247	19,578,459	401,738,422	1,207,148,875	3,424,149,412
Bonus Share	37,216,090	-	-	(37,216,090)	-	-
Cash Dividend for 2019-20	-	-	-	(37,216,092)	-	(37,216,092)
Depreciation on Revaluation Surplus	-	-	-	16,170,028	(16,170,028)	-
Opening Deferred Tax on Revaluation	-	-	-	-	407,004,116	407,004,116
Closing Deferred Tax on Revaluation	-	-	-	-	(362,665,448)	(362,665,448)
Net Profit for the Year	-	-	-	160,340,785	-	160,340,785
Unrealize Loss on Investment in Shares	-	-	-	191,414	-	191,414
Balance as at 30 June 2021	1,277,752,500	555,147,247	19,578,459	504,008,466	1,235,317,514	3,591,804,187

Prof. Rubina Hamid
Chairman

Mashi Ud Duza
Managing Director & CEO

Md. Rabiul Alam FCS
Director

Md. Joynal Abedin FCA
CFO

Date: November 05, 2022


Place: Dhaka



BANGLADESH THAI ALUMINIUM LIMITED

Statement of Cash Flows
For the year ended June 30, 2022

PARTICULARS	01-Jul-2021 to 30-Jun-22	01-Jul-2020 to 30-Jun-21
CASH FLOWS FROM OPERATING ACTIVITIES	65,723,091	(17,473,770)
Collection from Turnover & Others	121,567,109	1,056,641,504
Payment for Costs & Expenses	(985,788,422)	(906,957,840)
Interest paid on Bank Loan	(132,124,566)	(134,626,824)
Income Tax Paid & deducted at source	(32,035,015)	(32,530,610)
CASH FLOWS FROM INVESTING ACTIVITIES	(96,931,112)	(39,030,186)
Tangible Fixed Asset Acquired	(96,931,112)	(39,030,186)
Investment in Shares	-	-
CASH FLOWS FROM FINANCING ACTIVITIES	41,546,935	49,839,988
Share Capital	-	-
Cash Credit & Other loan Paid	(113,463,749)	(72,396,991)
Long Term Loan	184,084,332	148,044,268
Dividend paid	(29,073,648)	(25,807,289)
Increase/(Decrease) in Cash and Cash Equivalents	10,338,914	(6,663,968)
Cash and Cash Equivalents at Opening	(33,612,649)	(40,276,617)
Cash and Cash Equivalents at Closing	43,951,563	33,612,649
Increase/(Decrease) in Cash and Cash Equivalents	10,338,914	(6,663,968)
Net Operating Cash Flow (NOCF) Per Share	0.51	(0.14)


Prof. Rubina Hamid
Chairman


Mashu Ud Duza
Managing Director & CEO


Md. Rabiul Alam FCS
Director


Md. Joynal Abedin FCA
CFO

Date: November 05, 2022
Place: Dhaka

