





বাংলাদেশ থাই এ্যালুমিনিয়াম লিঃ
BANGLADESH THAI ALUMINIUM LTD.




BANGLADESH THAI ALUMINIUM LIMITED
UN-AUDITED STATEMENT OF FINANCIAL POSITION
AS AT 31 DECEMBER 2017


PARTICULARS	NOTES	31-Dec-17 TAKA	30-Jun-17 TAKA
<u>ASSETS</u>			
<u>Non-Current Assets</u>			
Tangible Fixed Assets, Net of Accumulated Depreciation	1.00	2,762,733,664	2,751,071,763
<u>Investment :</u>			
Investment in BD Thai Food & Beverage Ltd.	2.00	45,000,000	45,000,000
<u>Current Assets</u>		2,339,175,205	2,364,776,304
Inventories		749,373,591	740,153,569
Sundry Debtors	3.00	704,757,276	737,362,943
Loans, Advances and Deposits		729,374,519	732,612,007
Investment in Shares of listed companies		1,462,503	1,553,232
Cash at Banks and in Hand	4.00	154,207,316	153,094,553
TOTAL ASSETS		5,146,908,869	5,160,848,067
<u>EQUITY AND LIABILITIES</u>			
<u>Shareholder's Equity</u>		3,273,459,498	3,200,546,792
Share Capital	5.01	1,153,987,360	1,099,035,580
Share Premium	6.00	555,147,247	555,147,247
Revenue Reserve	7.00	19,578,459	19,578,459
Revaluation Surplus	8.00	1,245,736,189	1,253,095,926
Retained Earning		299,010,243	273,689,581
<u>Non-Current Liabilities</u>		821,393,558	850,856,842
Long Term Loan (Secured)	9.00	335,381,437	368,129,098
Deffered Tax		486,012,121	482,727,744
<u>Current Liabilities and Provisions</u>		1,052,055,813	1,109,444,432
Short Term Bank Loans (Secured)	10.00	800,803,045	887,661,558
Creditors Including Dividend		38,527,451	38,366,494
Accrued Expenses		212,725,317	183,416,380
TOTAL EQUITY AND LIABILITIES		5,146,908,869	5,160,848,067
Net Asset Value (NAV) Per Share (Adjusted)		28.37	27.73


Prof. Rubina Hamid
Chairman


Ruhul Ameen FCMA
Managing Director & CEO


Dr. Kalyan Krishna Chakrabarty FCA
Director


Asim Kumar Barua
Company Secretary


Mohammad Jahidul Alam
CFO

Place: Dhaka, Bangladesh.
Dated: 30 January 2018




বাংলাদেশ থাই এ্যালুমিনিয়াম লিঃ
BANGLADESH THAI ALUMINIUM LTD.



BANGLADESH THAI ALUMINIUM LTD.
UN-AUDITED STATEMENT OF PROFIT OR LOSS AND OTHER COMPREHENSIVE INCOME
FOR THE PERIOD FROM 01 JULY 2017 TO 31 DECEMBER 2017


PARTICULARS	NOTES	01-July-2017 to 31-Dec-17	01-July-2016 to 31-Dec-16	01-Oct-2017 to 31-Dec-17	01-Oct-2016 to 31-Dec-16
TURNOVER		855,028,031	593,810,441	475,821,790	313,139,751
COST OF GOODS SOLD		611,333,146	415,907,345	330,227,560	225,230,093
GROSS PROFIT		243,694,885	177,903,096	145,594,230	87,909,658
Administrative, Selling & Financial Expenses		147,304,355	111,944,920	77,995,104	58,288,808
Administrative Expenses		63,586,716	44,787,529	32,393,358	21,918,257
Selling & Distribution Expenses		35,721,486	15,476,231	20,510,743	8,319,321
Financial Expenses		47,996,153	51,681,160	25,091,003	28,051,230
OPERATING PROFIT		96,390,530	65,958,176	67,599,126	29,620,850
Other Income		1,879,735	1,329,456	434,643	600,981
Net Profit before Tax and WPP&WF		98,270,265	67,287,632	68,033,769	30,221,831
Workers Profit Participation & WF		4,203,346	3,204,173	2,763,513	1,439,135
Net Profit before Tax		94,066,919	64,083,459	65,270,256	28,782,696
Current Tax		20,232,353	16,001,775	13,818,460	5,460,748
Deferred Tax		3,284,377	2,573,489	2,499,104	1,734,926
Tax Expenses		23,516,730	18,575,264	16,317,564	7,195,674
Net Profit after Tax		70,550,189	45,508,195	48,952,692	21,587,022
EPS (With considering bonus shares) (Adjusted)		0.61	0.39	0.42	0.19
EPS (Without considering bonus shares) (Adjusted)		0.64	0.41	0.45	0.20


Prof. Rubina Hamid
Chairman


Ruhul Ameen FCMA
Managing Director & CEO


Dr. Kalyan Krishna Chakrabarty FCA
Director


Asim Kumar Barua
Company Secretary


Mohammad Jahidul Alam
CFO

Place: Dhaka, Bangladesh.

Dated: 30 January 2018





বাংলাদেশ থাই এ্যালুমিনিয়াম লিঃ
BANGLADESH THAI ALUMINIUM LTD.



BANGLADESH THAI ALUMINIUM LIMITED
UN-AUDITED STATEMENT OF CASH FLOWS
FOR THE PERIOD FROM 01 JULY 2017 TO 31 DECEMBER 2017

PARTICULARS	01-July-2017 to 31-Dec-17	01-July-2016 to 31-Dec-16
<u>CASH FLOWS FROM OPERATING ACTIVITIES</u>	174,397,337	11,298,570
Collection from Turnover & Others	889,513,433	559,100,372
Payment for Costs & Expenses	(649,367,485)	(490,183,366)
Interest paid on Bank Loan	(47,996,153)	(51,681,160)
Income Tax Paid & deducted at source	(17,752,458)	(5,937,276)
<u>CASH FLOWS FROM INVESTING ACTIVITIES</u>	(53,678,400)	(66,582,136)
Tangible Fixed Asset Acquired	(53,678,400)	(66,177,346)
Investment in Shares	-	(404,790)
<u>CASH FLOWS FROM FINANCING ACTIVITIES</u>	(119,606,174)	409,464,060
Share Capital	-	523,350,280
Cash Credit & Other loan received/(paid)	(86,858,513)	(47,150,426)
Long Term Loan Received /(Paid)	(32,747,661)	(40,568,280)
Dividend paid	-	(26,167,514)
Increase/(Decrease) in Cash and Cash Equivalents	1,112,763	354,180,494
Cash and Cash Equivalents at Opening	(153,094,553)	(24,277,770)
Cash and Cash Equivalents at Closing	154,207,316	378,458,264
Increase/(Decrease) in Cash and Cash Equivalents	1,112,763	354,180,494
Net Operating Cash Flow (NOCF) Per Share	1.51	0.10


Prof. Rubina Hamid
Chairman


Ruhul Ameen FCMA
Managing Director & CEO


Dr. Kalyan Krishna Chakrabarty FCA
Director


Asim Kumar Barua
Company Secretary


Mohammad Jahidul Alam
CFO

Place: Dhaka, Bangladesh.

Dated: 30 January 2018



বাংলাদেশ থাই এ্যালুমিনিয়াম লিঃ
BANGLADESH THAI ALUMINIUM LTD.




BANGLADESH THAI ALUMINIUM LIMITED
UN-AUDITED STATEMENT OF CHANGES IN EQUITY
FOR THE PERIOD FROM 01 JULY 2017 TO 31 DECEMBER 2017

Particulars	Share Capital	Share Premium	Revenue Reserve	Retained Earnings	Revaluation Surplus	Total
At 01 July 2017	1,099,035,580	555,147,247	19,578,459	273,689,581	1,253,095,926	3,200,546,792
Bonus Shares	54,951,780	-	-	(54,951,780)	-	-
Depreciation on Revaluation Surplus	-	-	-	9,812,982	(9,812,982)	-
Opening Deferred Tax on Revaluation	-	-	-	-	417,698,642	417,698,642
Closing Deferred Tax on Revaluation	-	-	-	-	(415,245,396)	(415,245,396)
Net Profit for the Period	-	-	-	70,550,189	-	70,550,189
Unrealize Gain on Investment in Shares	-	-	-	(90,729)	-	(90,729)
At 31 December 2017	1,153,987,360	555,147,247	19,578,459	299,010,243	1,245,736,189	3,273,459,498

FOR THE PERIOD FROM 01 JULY 2016 TO 31 DECEMBER 2016


Particulars	Share Capital	Share Premium	Revenue Reserve	Retained Earnings	Revaluation Surplus	Total
At 01 July 2016	523,350,280	555,147,247	19,578,459	261,790,613	1,269,198,154	2,629,064,753
Right Share Issue	523,350,280	-	-	-	-	523,350,280
Cash Dividend	-	-	-	(26,167,514)	-	(26,167,514)
Bonus Shares	52,335,020	-	-	(52,335,020)	-	-
Depreciation on Revaluation Surplus	-	-	-	10,734,819	(10,734,819)	-
Opening Deferred Tax on Revaluation	-	-	-	-	423,066,052	423,066,052
Closing Deferred Tax on Revaluation	-	-	-	-	(420,382,347)	(420,382,347)
Net Profit for the Period	-	-	-	45,508,195	-	45,508,195
Unrealize Gain on Investment in Shares	-	-	-	(67,980)	-	(67,980)
At 31 December 2016	1,099,035,580	555,147,247	19,578,459	239,463,113	1,261,147,040	3,174,371,439


Prof. Rubina Hamid
Chairman


Ruhul Ameen FCMA
Managing Director & CEO


Dr. Kalyan Krishna Chakrabarty FCA
Director


Asim Kumar Barua
Company Secretary


Mohammad Jahidul Alam
CFO

Place: Dhaka, Bangladesh.