





বাংলাদেশ থাই এ্যালুমিনিয়াম লিঃ
BANGLADESH THAI ALUMINIUM LTD.




BANGLADESH THAI ALUMINIUM LIMITED
STATEMENT OF FINANCIAL POSITION
AS AT 30 SEPTEMBER 2016


PARTICULARS	NOTES	30-Sep-16 TAKA	30-Jun-16 TAKA
ASSETS:			
Non-Current Assets			
Tangible Fixed Assets, Net of Accumulated Depreciation	1.00	2,511,652,497	2,509,677,207
Investment :			
Investment in BD Thai Food & Beverage Ltd.		45,000,000	45,000,000
Current Assets			
Inventories		629,823,765	609,954,279
Sundry Debtors	2.00	606,712,953	579,584,776
Loans, Advances and Deposits		599,016,453	569,814,982
Investment in Shares of listed companies		1,179,220	1,148,442
Cash at Banks and in Hand	3.00	487,186,655	24,277,770
Total Assets		4,880,571,543	4,339,457,456
EQUITY & LIABILITIES:			
Shareholder's Equity			
Share Capital	4.01	575,685,300	523,350,280
Share Premium	5.00	555,147,247	555,147,247
Revenue Reserve	6.00	19,578,459	19,578,459
Revaluation Surplus	7.00	1,265,172,597	1,269,198,154
Retained Earning		214,757,049	261,790,613
Share Money Deposit (Right Share)		461,933,248	-
Non-Current Liabilities			
Long Term Loan (Secured)	8.00	422,987,911	437,218,489
Deffered Tax		482,198,793	482,702,082
Current Liabilities and Provisions			
Short Term Bank Loans (Secured)	9.00	679,329,912	610,996,629
Creditors Including Dividend		48,938,762	23,103,662
Accrued Expenses		154,842,264	156,371,840
		4,880,571,543	4,339,457,456
Net Asset Value (NAV) Per Share (Adjusted)		50.26	50.24


Prof. Rubina Hamid
Chairman


Ruhul Ameen
Managing Director & CEO


Dr. Kalyan Krishna Chakrabarty FCA
Director


Asim Kumar Barua
Company Secretary


Mohammad Jahidul Alam
CFO

Dated: Dhaka, 14 November 2016





বাংলাদেশ থাই এ্যালুমিনিয়াম লিঃ
BANGLADESH THAI ALUMINIUM LTD.




BANGLADESH THAI ALUMINIUM LTD.
STATEMENT OF PROFIT OR LOSS AND OTHER COMPREHENSIVE INCOME
FOR THE PERIOD FROM 01 JULY 2016 TO 30 SEPTEMBER 2016


PARTICULARS	NOTES	01-July-2016 to 30-Sep-16	01-July-2015 to 30-Sep-15
TURNOVER		280,670,690	200,068,938
COST OF GOODS SOLD		190,677,252	130,439,673
GROSS PROFIT		89,993,438	69,629,265
Administrative, Selling & Financial Expenses		53,656,112	39,833,528
Administrative Expenses		22,869,272	14,741,337
Selling & Distribution Expenses		7,156,910	4,579,814
Financial Expenses		23,629,930	20,512,377
OPERATING PROFIT		36,337,326	29,795,737
Other Income		728,475	655,230
Net Profit before Tax and WPP&WF		37,065,801	30,450,967
Workers Profit Participation & WF		1,765,038	1,450,046
Net Profit before Tax		35,300,763	29,000,921
Current Tax		7,986,628	7,250,230
Deferred Tax		838,563	527,390
Tax Expenses		8,825,191	7,777,620
Net Profit after Tax		26,475,572	21,223,301
EPS -Weighted Average Method (Adjusted)	10.00	<u>0.46</u>	<u>0.37</u>


Prof. Rubina Hamid
Chairman


Ruhul Ameen
Managing Director & CEO


Dr. Kalyan Krishna Chakrabarty FCA
Director


Asim Kumar Barua
Company Secretary


Mohammod Jahidul Alam
CFO

Dated: Dhaka, 14 November 2016





বাংলাদেশ থাই এ্যালুমিনিয়াম লিঃ
BANGLADESH THAI ALUMINIUM LTD.




BANGLADESH THAI ALUMINIUM LIMITED
STATEMENT OF CASH FLOWS
FOR THE PERIOD FROM 01 JULY 2016 TO 30 SEPTEMBER 2016


PARTICULARS	01-July-2016 to 30-Sep-16	01-July-2015 to 30-Sep-15
<u>CASH FLOWS FROM OPERATING ACTIVITIES</u>		
	(32,178,755)	(29,904,931)
Collection from Turnover & Others	254,270,988	178,777,182
Payment for Costs & Expenses	(255,300,439)	(183,588,924)
Interest paid on Bank Loan	(23,629,930)	(20,512,377)
Income Tax Paid & deducted at source	(7,519,374)	(4,580,812)
<u>CASH FLOWS FROM INVESTING ACTIVITIES</u>		
	(20,948,313)	(21,287,809)
Tangible Fixed Asset Acquired	(20,948,313)	(21,287,809)
Investment in Shares	-	-
<u>CASH FLOWS FROM FINANCING ACTIVITIES</u>		
	516,035,953	17,669,923
Cash Credit & Other loan received/paid	68,333,283	17,682,238
Long Term Loan Received	(14,230,578)	-
Dividend Paid	-	(12,315)
Share Money Deposit (Right Share)	461,933,248	-
Increase/(Decrease) in Cash and Cash Equivalents	462,908,885	(33,522,817)
Cash and Cash Equivalents at Opening	(24,277,770)	(54,185,084)
Cash and Cash Equivalents at Closing	487,186,655	20,662,267
Increase/(Decrease) in Cash and Cash Equivalents	Tk. 462,908,885	(33,522,817)
Net Operating Cash Flow (NOCF) Per Share (Adjusted)	(0.56)	(0.52)


Prof. Rubina Hamid
Chairman


Ruhul Ameen
Managing Director & CEO


Dr. Kalyan Krishna Chakrabarty FCA
Director


Asim Kumar Barua
Company Secretary


Mohammad Jahidul Alam
CFO

Dated: Dhaka, 14 November 2016

