



বাংলাদেশ থাই অ্যালুমিনিয়াম লিঃ
BANGLADESH THAI ALUMINIUM LTD.



UN-AUDITED

**FINANCIAL STATEMENTS
OF
BANGLADESH THAI ALUMINIUM LIMITED**

**29 KEMAL ATATURK AVENUE, BANANI C/A,
DHAKA – 1213.**

**FOR THE PERIOD FROM
01 JULY 2023 TO 31 DECEMBER 2023**



বাংলাদেশ থাই অ্যালুমিনিয়াম লিঃ

BANGLADESH THAI ALUMINIUM LTD.



Intertek





BANGLADESH THAI ALUMINIUM LIMITED


STATEMENT OF FINANCIAL POSITION

AS AT 31 DECEMBER 2023

PARTICULARS	NOTES	31-Dec-23 TAKA	30-Jun-23 TAKA
ASSETS			
Non-Current Assets			
Tangible Fixed Assets, Net of Accumulated Depreciation	1.00	2,722,956,197	2,740,027,087
Investment :			
Investment in BD Thai Food & Beverage Ltd.	2.00	49,315,070	49,315,070
Current Assets		3,262,335,948	3,182,721,139
Inventories		1,102,309,680	1,129,327,106
Sundry Debtors	3.00	1,057,745,329	1,001,477,276
Loans, Advances and Deposits	4.00	1,079,084,206	1,021,819,151
Investment in Shares of listed companies		1,552,714	1,552,714
Cash at Banks and in Hand	5.00	21,644,019	28,544,892
TOTAL ASSETS		6,034,607,215	5,972,063,296
EQUITY AND LIABILITIES			
Shareholder's Equity		3,504,940,813	3,556,921,365
Share Capital	6.01	1,277,752,500	1,277,752,500
Share Premium	7.00	555,147,247	555,147,247
Revenue Reserve	8.00	19,578,459	19,578,459
Revaluation Surplus	9.00	1,252,347,789	1,257,681,223
Retained Earning		400,114,818	446,761,936
Non-Current Liabilities		1,180,328,220	1,145,617,685
Long Term Loan (Secured)	10.00	742,750,213	709,904,843
Deffered Tax	11.00	437,578,007	435,712,842
Current Liabilities and Provisions		1,349,338,182	1,269,524,246
Short Term Loans	12.00	1,024,355,026	942,802,957
Unclaim & Unpaid Dividend		17,618,966	17,618,966
Creditors		32,786,210	34251875
Accrued Expenses		274,577,980	274,850,448
TOTAL EQUITY AND LIABILITIES		6,034,607,215	5,972,063,296
Net Asset Value (NAV) Per Share		27.43	27.84


Prof. Rubina Hamid
Chairman


Md. Abdul Bari
Managing Director & CEO (Acting)


Prof. Muhammad Mohiuddin
Independent Director


Sk. Ashikur Rahman
Company Secretary


Ashim Kumar Barua
CFO

Dated: 08 February 2024



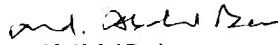
বাংলাদেশ থাই অ্যালুমিনিয়াম লিঃ BANGLADESH THAI ALUMINIUM LTD.




BANGLADESH THAI ALUMINIUM LTD. STATEMENT OF PROFIT OR LOSS AND OTHER COMPREHENSIVE INCOME FOR THE PERIOD FROM 01 JULY 2023 TO 31 DECEMBER 2023

PARTICULARS	NOTES	01-July-2023 to 31-Dec-23	01-July-2022 to 31-Dec-22	01-Oct-2023 to 31-Dec-23	01-Oct-2022 to 31-Dec-22
TURNOVER		339,950,683	490,791,097	165,012,802	234,746,036
COST OF GOODS SOLD		276,889,831	397,496,015	134,577,865	190,355,561
GROSS PROFIT		63,060,852	93,295,082	30,434,937	44,390,475
Administrative, Selling & Financial Expenses		115,096,369	123,479,908	59,499,004	61,520,170
Administrative Expenses		25,042,576	31,983,406	12,671,338	16,092,122
Selling & Distribution Expenses		21,037,938	28,310,687	10,468,969	14,105,793
Financial Expenses		69,015,855	63,185,815	36,358,697	31,322,255
OPERATING PROFIT		(52,035,517)	(30,184,826)	(29,064,067)	(17,129,695)
Other Income		910,020	525,411	484,510	270,655
Net Profit before Tax and WPP&WF		(51,125,497)	(29,659,415)	(28,579,557)	(16,859,040)
Workers Profit Participation & WF		-	-	-	-
Net Profit before Tax		(51,125,497)	(29,659,415)	(28,579,557)	(16,859,040)
Current Tax		2,039,704	2,947,899	987,524	1,410,100
Deferred Tax		273,382	1,159,315	134,879	603,906
Tax Expenses		2,313,086	4,107,214	1,122,403	2,014,006
Net Profit after Tax		(53,438,583)	(33,766,629)	(29,701,960)	(18,873,046)
Earning Per Share (Adjusted)	13.00	(0.42)	(0.26)	(0.23)	(0.15)


Prof. Rubina Hamid
Chairman


Md. Abdul Bari
Managing Director & CEO (Acting)


Prof. Muhammad Mohiuddin
Independent Director


Sk. Ashikur Rahman
Company Secretary


Ashim Kumar Barua
CFO

Place: Dhaka, Bangladesh.
Dated: 08 February 2024



বাংলাদেশ থাই অ্যালুমিনিয়াম লিঃ
BANGLADESH THAI ALUMINIUM LTD.



BANGLADESH THAI ALUMINIUM LIMITED
STATEMENT OF CASH FLOWS
FOR THE PERIOD FROM 01 JULY 2023 TO 31 DECEMBER 2023

PARTICULARS	01-July-2023 to 31-Dec-23	01-July-2022 to 31-Dec-22
<u>CASH FLOWS FROM OPERATING ACTIVITIES</u>	(115,544,112)	79,263,266
Collection from Turnover & Others	284,592,650	537,646,949
Payment for Costs & Expenses	(321,212,878)	(378,852,081)
Interest paid on Bank Loan	(69,015,855)	(63,185,815)
Income Tax Paid & deducted at source	(9,908,029)	(16,345,787)
<u>CASH FLOWS FROM INVESTING ACTIVITIES</u>	(5,754,200)	(19,336,893)
Tangible Fixed Asset Acquired	(5,754,200)	(19,336,893)
Investment in Shares	-	-
<u>CASH FLOWS FROM FINANCING ACTIVITIES</u>	114,397,439	(62,838,180)
Share Capital	-	-
Cash Credit & Other loan received/(paid)	81,552,069	(55,280,414)
Long Term Loan Received /(Paid)	32,845,370	(7,519,464)
Dividend paid	-	(38,302)
Increase/(Decrease) in Cash and Cash Equivalents	(6,900,873)	(2,911,807)
Cash and Cash Equivalents at Opening	(28,544,892)	(43,951,563)
Cash and Cash Equivalents at Closing	21,644,019	41,039,756
Increase/(Decrease) in Cash and Cash Equivalents	Tk. (6,900,873)	(2,911,807)
Net Operating Cash Flow (NOCF) Per Share	(0.90)	0.62

Rubina

Prof. Rubina Hamid
Chairman

Md. Abdul Bari

Md. Abdul Bari
Managing Director & CEO (Acting)

Prof. Muhammad Mohiuddin

Prof. Muhammad Mohiuddin
Independent Director

Sk. Ashikur Rahman

Sk. Ashikur Rahman
Company Secretary
Dated: 08 February 2024

Ashim Kumar Barua

Ashim Kumar Barua
CFO



বাংলাদেশ থাই অ্যালুমিনিয়াম লিঃ
BANGLADESH THAI ALUMINIUM LTD.



BANGLADESH THAI ALUMINIUM LIMITED
STATEMENT OF CHANGES IN EQUITY
FOR THE PERIOD FROM 01 JULY 2023 TO 31 DECEMBER 2023

Particulars	Share Capital	Share Premium	Revenue Reserve	Retained Earnings	Revaluation Surplus	Total
At 01 July 2023	1,277,752,500	555,147,247	19,578,459	446,761,936	1,257,681,223	3,556,921,365
Depreciation on Revaluation Surplus	-	-	-	6,791,465	(6,791,465)	-
Opening Deferred Tax on Revaluation	-	-	-	-	359,335,436	359,335,436
Closing Deferred Tax on Revaluation	-	-	-	-	(357,877,405)	(357,877,405)
Net Profit for the Period	-	-	-	(53,438,583)	-	(53,438,583)
Unrealize Gain on Investment in Shares	-	-	-	-	-	-
At 31 December 2023	1,277,752,500	555,147,247	19,578,459	400,114,818	1,252,347,789	3,504,940,813

FOR THE PERIOD FROM 01 JULY 2022 TO 31 DECEMBER 2022

Particulars	Share Capital	Share Premium	Revenue Reserve	Retained Earnings	Revaluation Surplus	Total
At 01 July 2022	1,277,752,500	555,147,247	19,578,459	499,816,003	1,268,186,139	3,620,480,348
Depreciation on Revaluation Surplus	-	-	-	7,088,697	(7,088,697)	-
Opening Deferred Tax on Revaluation	-	-	-	-	359,335,436	359,335,436
Closing Deferred Tax on Revaluation	-	-	-	-	(359,405,485)	(359,405,485)
Net Profit for the Period	-	-	-	(33,766,629)	-	(33,766,629)
At 31 December 2022	1,277,752,500	555,147,247	19,578,459	473,138,071	1,261,027,393	3,586,643,670

Rubina

Prof. Rubina Hamid
Chairman

Md. Abdul Bari

Md. Abdul Bari
Managing Director & CEO (Acting)

Prof. Muhammad Mohiuddin

Prof. Muhammad Mohiuddin
Independent Director

Sk. Ashikur Rahman

Sk. Ashikur Rahman
Company Secretary

Ashim Kumar Barua

Ashim Kumar Barua
CFO

Dated: 08 February 2024



বাংলাদেশ থাই অ্যালুমিনিয়াম লিঃ
BANGLADESH THAI ALUMINIUM LTD.



BANGLADESH THAI ALUMINIUM LIMITED
NOTES TO THE FINANCIAL STATEMENTS
FOR THE PERIOD FROM 01 JULY 2023 TO 31 DECEMBER 2023
FORMING AN INTEGRAL PART OF THE FINANCIAL STATEMENTS.

1.00 Tangible Fixed Assets-Tk. 2,722,956,197

The break up of the above amount is as under :

Written down value as on 31.12.2023 (Annexure-A1 and A2)
Revaluation Surplus as on 31.12.2023 (Annexure-A3)

	31-Dec-23 TAKA	30-Jun-23 TAKA
	1,132,389,951	1,156,535,436
	1,590,566,246	1,583,491,651
Tk.	2,722,956,197	2,740,027,087

2.00 Investment in BD Thai Food & Beverage Ltd.: Tk. 49,315,070

The break up of the above amount is as under :

Paid up Capital

	31-Dec-23 TAKA	30-Jun-23 TAKA
	49,315,070	49,315,070
Tk.	49,315,070	49,315,070

3.00 Sundry Debtors : Tk. 1,057,745,329

The break up of the above amount is as under :

Gross Debtors
Unsecured but considered good

	31-Dec-23 TAKA	30-Jun-23 TAKA
	1,057,745,329	1,001,477,276
	1,057,745,329	1,001,477,276

4.00 Loans, Advances and Deposits : Tk. 1,079,084,206

The break up of the above amount is as under :

Balance as on 31 December 2023

	31-Dec-23 TAKA	30-Jun-23 TAKA
	1,079,084,206	1,021,819,151
	1,079,084,206	1,021,819,151

5.00 Cash at Banks and in Hand: Tk. 21,644,019

The break up of the above amount is as under :

Cash in Hand

Cash at Banks :

Mercantile Bank Ltd., Banani Br. Ac# 010611100004615
Mercantile Bank Ltd., Banani Br. Ac# 010611100012530(P/S)
Exim Bank Ltd., Gulshan Br. Ac# 00711100156068
Dutch Bangla Bank Ltd., Shafipur Br. Ac# 1821109993
Shaha Jalal Islami Bank Ltd., Banani Br. Ac# 101311100005496
Rupali Bank Ltd., Local Office Br. Ac# 200085688
Rupali Bank Ltd., Local Office Br. F.C. Ac# RQ03
In Dividend Account with Rupali Bank Ltd.
Shaha Jalal Islami Bank Ltd., (R/S)
Pubali Bank Ltd.,
BRAC Bank Ltd.,

	31-Dec-23 TAKA	30-Jun-23 TAKA
	3,741,702	8,168,694
	231,976	232,932
	4,489	147,729
	1,958,595	2,439,390
	7,838,769	6,587,518
	7,036	1,758,661
	385,990	382,532
	616,336	619,648
	1,046,837	1,043,282
	3,773,273	5,322,051
	2,039,016	1,842,455
Tk.	21,644,019	28,544,892



বাংলাদেশ থাই অ্যালুমিনিয়াম লিঃ

BANGLADESH THAI ALUMINIUM LTD.



6.00 Authorized Capital - Tk. 2,000,000,000

The Company has an authorized capital of Tk. 2,000,000,000 divided into 200,000,000 Ordinary Shares of Tk.10/- each.

6.01 Issued, Subscribed and Paid-up Capital: Tk. 1,277,752,500

It represents the paid-up capital of the Company consisting of :

No. of Shares	Particulars	31-Dec-23 TAKA	30-Jun-23 TAKA
5,081,000	Issued as Ordinary Shares of Tk. 10 each fully paid up	50,810,000	50,810,000
508,100	Issued as Bonus Shares of Tk. 10/= each	5,081,000	5,081,000
2,781,640	Issued as Further Bonus Shares of Tk. 10/= each	27,816,400	27,816,400
5,589,100	Issued as Right Shares of Tk. 10/= each	55,891,000	55,891,000
3,079,660	Issued as Further Shares of Tk. 10/= each	30,796,600	30,796,600
3,407,900	Issued as Further Bonus Shares of Tk. 10/= each	34,079,000	34,079,000
12,431,850	Issued as Further Shares of Tk. 10/= each	124,318,500	124,318,500
8,219,810	Issued as Further Bonus Shares of Tk. 10/= each	82,198,100	82,198,100
2,054,953	Issued as Further Bonus Shares of Tk. 10/= each	20,549,530	20,549,530
2,157,700	Issued as Further Bonus Shares of Tk. 10/= each	21,577,000	21,577,000
2,265,586	Issued as Further Bonus Shares of Tk. 10/= each	22,655,860	22,655,860
4,757,729	Issued as Further Bonus Shares of Tk. 10/= each	47,577,290	47,577,290
5,233,502	Issued as Further Bonus Shares of Tk. 10/= each	52,335,020	52,335,020
52,335,028	Issued as Right Shares of Tk. 10/= each	523,350,280	523,350,280
5,495,178	Issued as Right Shares of Tk. 10/= each	54,951,780	54,951,780
8,654,905	Issued as Further Bonus Shares of Tk. 10/= each	86,549,050	86,549,050
3,721,609	Issued as Further Bonus Shares of Tk. 10/= each	37,216,090	37,216,090
127,775,250		Tk. 1,277,752,500	1,277,752,500

7.00 Share Premium: Tk. 555,147,247

The break up of the above amount is as under :

Balance as per last A/c

	31-Dec-23 TAKA	30-Jun-23 TAKA
	555,147,247	555,147,247
Tk.	555,147,247	555,147,247

8.00 Revenue Reserve: Tk. 19,578,459

The break up of the above amount is as under :

Balance as per last A/c

	31-Dec-23 TAKA	30-Jun-23 TAKA
	19,578,459	19,578,459
Tk.	19,578,459	19,578,459

9.00 Revaluation Surplus: Tk. 1,252,347,789

The break up of the above amount is as under :

Balance as per last account

Depreciation charged on revaluation amount

Opening Deferred Tax

Closing Deferred Tax

	31-Dec-23 TAKA	30-Jun-23 TAKA
	1,257,681,223	1,268,186,139
	(6,791,465)	(13,554,730)
	359,335,436	359,335,436
	(357,877,405)	(356,285,622)
Tk.	1,252,347,789	1,257,681,223



10.00 Long Term Loan: Tk. 742,750,213

The break up of the above amount is as under :

Rupali Bank Ltd. (Block Loan 1, 2 and 3)
Less: Installment to be paid within 12 month
IPDC Loan
Project Loan - Rupali Bank Ltd.

31-Dec-23 TAKA	30-Jun-23 TAKA
638,062,609	617,681,035
(112,400,000)	(112,400,000)
1,331,890	1,331,890
215,755,714	203,291,918
Tk. 742,750,213	709,904,843

11.00 Deferred Tax: Tk. 437,578,007

The break up of the above amount is as under :

On Revaluation
On Other Temporary Difference

31-Dec-23 TAKA	30-Jun-23 TAKA
357,877,405	356,285,622
79,700,602	79,427,220
437,578,007	435,712,842

12.00 Short Term Bank Loans (Secured): Tk. 1,024,355,026

The break up of the above amount is as under :

a) Cash Credit (Hypothecation)
from Rupali Bank Ltd., Local Office, Dhaka.
b) Cash Credit (Hypothecation)
from EXIM Bank Ltd.
c) Installment of Long Term Loan
d) UPAS Loan, Rupali Bank Ltd., Local Office
e) COVID-19 Revolving Refinance Schem
f) Loan From Pristine Builders & Traders
g) Loan From Mr. Zahid Maleque

31-Dec-23 TAKA	30-Jun-23 TAKA
469,917,264	460,666,483
-	-
112,400,000	112,400,000
293,704,954	208,895,788
136,183,248	138,195,126
-	8,750,000
12,149,560	13,895,560
Tk. 1,024,355,026	942,802,957

13.00 Basic Earning Per Share -EPS

The computation of EPS is given below:

a) Earnings/attributable to the Ordinary Shareholder's
b) Weighted Average number of the Ordinary
Shares Outstanding during the period
c) Basic EPS

01-July-2023 to 31-Dec-23	01-July-2022 to 31-Dec-22
(53,438,583)	(33,766,629)
127,775,250	127,775,250
(0.42)	(0.26)

14.00 Deviation of EPS

Because of decreasing volume of sales, earning per share (EPS) also decrease then corresponding preceding quarter.

15.00 Deviation of NOCFPS

Because of decreasing the collection against sales, NOCFPS also decrease then corresponding preceding quarter.

16.00 Impairment test of Investment and Property, Plant, and Equipment (PPE)

We have conducted impairment test of **Investment & PPE** but we found no impair of **Investment & PPE** as on **31 December 2023**.



বাংলাদেশ থাই অ্যালুমিনিয়াম লিঃ

BANGLADESH THAI ALUMINIUM LTD.



BANGLADESH THAI ALUMINIUM LIMITED
SCHEDULE OF FIXED ASSETS
FOR THE PERIOD FROM 01 JULY 2023 TO 31 DECEMBER 2023
UNIT-1

Annexure-A-1

Particulars	Cost		Rate %	Depreciation		Written down value as on 31 Dec. 2023
	Balance as at 01 Jul 2023	Addition during the Period		Balance as on 01 Jul 2023	Charged during the Period	
Land & Land Development	9,615,105	-	-	-	-	9,615,105
Factory Building	7,478,773	-	5%	6,111,039	34,193	1,333,541
Godown and Labour Quarter	2,438,144	-	5%	1,941,624	12,413	484,107
Electrification	1,409,904	-	6%	1,131,261	8,359	270,284
Plant and Machinery	3,516,162	-	10%	3,434,395	4,088	77,679
Office Equipment	522,915	-	15%	504,780	1,360	16,775
Motor Car & Vehicles	5,312,395	-	20%	5,303,823	857	7,715
Furniture & Fixture	758,575	-	10%	722,918	1,783	33,874
Refrigerator	67,243	-	15%	66,600	48	595
Television	51,000	-	25%	50,981	2	17
Photocopy Machine	304,000	-	15%	298,722	396	4,882
Telex Machine	86,243	-	15%	86,141	8	94
Type Writer Machine	65,000	-	10%	63,749	63	1,188
Fax Machine	195,300	-	20%	195,119	18	163
Electric Fan	69,555	-	10%	64,621	247	4,687
Amin Scales	34,215	-	10%	33,825	20	370
Computer Machine	3,359,854	-	20%	3,313,558	4,630	41,666
Gondala Machine	341,324	-	10%	321,320	1,000	19,004
Sub-Total	35,625,707	-		23,644,476	69,485	11,911,746

Depreciation has been charged to:
Production
Administration

Taka
62,537
6,949
69,485



বাংলাদেশ থাই অ্যালুমিনিয়াম লিঃ
BANGLADESH THAI ALUMINIUM LTD.



BANGLADESH THAI ALUMINIUM LIMITED
SCHEDULE OF FIXED ASSETS

FOR THE PERIOD FROM 01 JULY 2023 TO 31 DECEMBER 2023

UNIT-2

Annexure-A-2

Particulars	Cost		Rate %	Depreciation		Written down value as on 31 Dec. 2023
	Balance as at 01 Jul 2023	Addition during the Period		Balance as on 01 Jul 2023	Charged during the Period	
Land & Land Development	487,109,520	-	-	-	-	487,109,520
Factory Building	221,111,122	-	5%	94,660,441	3,161,267	123,289,414
Staff Quarter	8,976,379	-	5%	5,561,830	85,364	3,329,185
Billet Custing Plant	12,350,047	-	10%	10,524,333	91,286	1,734,428
Machinery & Equipment	1,100,819,697	5,633,200	10%	611,422,638	24,751,513	470,278,746
Office Equipment	3,885,675	45,600	15%	2,723,679	90,570	1,117,026
Wall & Fencing	10,684,030	-	5%	5,895,128	119,723	4,669,179
Die Workshop	50,500,804	-	10%	40,434,937	503,293	9,562,574
Motor Car & Vehicles	12,120,765	-	20%	11,096,016	102,475	922,274
Furniture & Fixture	3,304,399	75,400	10%	1,541,537	91,913	1,746,349
Air Cooler	959,310	-	20%	955,615	369	3,326
Time Recorder Machine	110,500	-	15%	109,005	112	1,383
Transformer	1,046,512	-	10%	988,700	2,891	54,921
Generator	37,202,291	-	10%	28,982,278	411,001	7,809,012
Generator House	3,670,139	-	5%	1,896,928	44,330	1,728,881
L. T. Pannels	200,000	-	6%	161,173	1,165	37,662
Wrapping Machine	862,328	-	10%	796,983	3,267	62,078
H. O. & Factory Decoration	27,871,093	-	10%	21,350,940	326,008	6,194,145
Over Head Bridge Crain	310,000	-	20%	308,682	132	1,186
Gas Line	3,357,700	-	10%	2,583,697	38,700	735,303
Micro Processor	773,446	-	10%	714,836	2,930	55,680
Spectrometer	327,483	-	10%	289,660	1,891	35,932
Total Tk.	1,987,553,240	5,754,200		842,999,035	29,830,200	1,120,478,205

Taka

26,847,180

2,983,020

29,830,200

Depreciation has been charged to:

Production

Administration



বাংলাদেশ থাই অ্যালুমিনিয়াম লিঃ

BANGLADESH THAI ALUMINIUM LTD.



BANGLADESH THAI ALUMINIUM LIMITED
SCHEDULE OF FIXED ASSETS
FOR THE PERIOD FROM 01 JULY 2023 TO 31 DECEMBER 2023
(On Revaluation)

Annexure-A-3

Particulars	Revaluation		Depreciation			Written down value as on 31 Dec. 2023
	Balance as at 01 Jul 2023	Addition during the period	Total as on 31 Dec. 2023	Rate %	Balance as on 01 Jul 2023	Total as on 31 Dec. 2023
Land & Land Development	1,416,910,042	-	1,416,910,042	---	-	1,416,910,042
Factory Building & Other Constructions	145,124,610	-	145,124,610	5%	55,887,859	87,005,832
Plant & Machinery	222,422,362	-	222,422,362	10%	131,211,444	86,650,372
Total Tk.	1,784,457,014	-	1,784,457,014		187,099,303	1,590,566,246

Depreciation has been charged to:

Production

Administration

Taka

6,112,319

679,147

6,791,465