




**BANGLADESH THAI ALUMINIUM LIMITED**  
**STATEMENT OF FINANCIAL POSITION**  
**AS AT 31 DECEMBER 2014**

PARTICULARS	NOTES	31-Dec-14 TAKA	31-Dec-13 TAKA
<b>NET ASSETS</b>			
<b>Non-Current Assets</b>			
Tangible Fixed Assets, Net of Accumulated Depreciation	17.00	2,414,276,518	1,119,568,529
<b>Investment :</b>			
Investment in BD Thai Food & Beverage Ltd.	38.00	45,000,000	45,000,000
<b>Current Assets</b>			
		1,545,907,442	1,638,522,468
Inventories	18.00	478,802,726	541,904,909
Sundry Debtors	19.00	519,203,931	581,049,328
Loans, Advances and Deposits	20.00	498,880,362	491,921,429
Investment in Shares of listed companies	37.00	2,435,536	4,194,627
Cash at Banks and in Hand	21.00	46,584,887	19,452,175
<b>Current Liabilities and Provisions</b>			
		(447,339,209)	(283,510,957)
Short Term Bank Loans (Secured)	22.00	(319,855,025)	(172,661,446)
Creditors & Accruals	23 & 24	(127,484,184)	(110,849,511)
<b>Net Current Assets</b>			
		1,098,568,233	1,355,011,511
		3,557,844,751	2,519,580,040
<b>FINANCED BY</b>			
<b>Shareholder's Equity</b>			
	25.00	2,456,592,732	1,710,803,893
Share Capital	25.02	475,772,990	453,117,130
Share Premium	26.00	602,724,537	625,380,397
Revenue Reserve	27.00	19,578,459	19,578,459
Revaluation Surplus	28.00	1,252,834,160	607,156,197
Retained Earning		105,682,586	5,571,710
<b>Non-Current Liabilities</b>			
Long Term Loan (Secured)	29.00	619,817,100	575,682,324
Deffered Tax	30.00	481,434,919	233,093,823
		3,557,844,751	2,519,580,040
<b>Net Asset Value (NAV) Per Share (Adjusted)</b>			
		51.63	37.76

  
**Prof. Rubina Hamid**  
Chairman

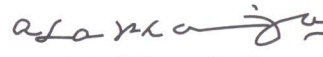
  
**Shabana Maleque**  
Managing Director

  
**Comd. Monirul Haque (Rtd.) BN**  
CEO

  
**Mohammad Jahidul Alam**  
CFO

Signed in terms of our report dated

These accounts should be read in  
conjunction with the annexed notes.  
Date : 20 April 2015

  
**Ata Khan & Co.**  
Chartered Accountants

Bangladesh Thai Aluminium Ltd.



**BANGLADESH THAI ALUMINIUM LTD.**  
**STATEMENT OF COMPREHENSIVE INCOME**  
**FOR THE YEAR ENDED 31 DECEMBER 2014**

PARTICULARS	NOTES	31-Dec-14 TAKA	31-Dec-13 TAKA
TURNOVER		656,135,999	463,786,653
COST OF GOODS SOLD	31.00	426,956,485	340,575,976
<b>GROSS PROFIT</b>		<b>229,179,514</b>	<b>123,210,677</b>
Administrative, Selling & Financial	34.00	126,377,743	122,878,824
<b>OPERATING</b>		<b>102,801,771</b>	<b>331,853</b>
Other Income	36.00	725,877	827,541
<b>Net Profit before Tax and WPP&amp;WF</b>		<b>103,527,648</b>	<b>1,159,394</b>
Workers Profit Participation & WF		4,929,888	55,209
		<b>98,597,760</b>	<b>1,104,185</b>
Current Tax	24.01.1	21,969,550	4,384,761
Deferred Tax		3,428,765	2,793,197
<b>Tax Expenses</b>		<b>25,398,315</b>	<b>7,177,958</b>
<b>Net Profit after</b>		<b>73,199,445</b>	<b>(6,073,773)</b>
 EPS -Weighted Average method (Adjusted )	35.00	 <b>1.54</b>	 <b>(0.13)</b>

*Rubina Hamid*  
**Prof. Rubina Hamid**  
 Chairman

*Shabana Maleque*  
**Shabana Maleque**  
 Managing Director

*Comd. Monirul Haque (Rtd.) BN*  
**Comd. Monirul Haque (Rtd.) BN**  
 CEO

*Mohammad Jahidul Alam*  
**Mohammad Jahidul Alam**  
 CFO

Signed in terms of our report dated

*Ata Khan & Co.*  
**Ata Khan & Co.**  
 Chartered Accountants


These accounts should be read in  
 conjunction with the annexed notes.  
 Date : 20 April 2015






**BANGLADESH THAI ALUMINIUM LIMITED**  
**STATEMENT OF CASH FLOWS**  
**FOR THE YEAR ENDED 31 DECEMBER 2014**

PARTICULARS	NOTES	31-Dec-14 TAKA	31-Dec-13 TAKA
<b><u>CASH FLOWS FROM OPERATING ACTIVITIES</u></b>			
Collection from Turnover & Others		718,707,273	410,575,595
Payment for Costs & Expenses		(339,394,118)	(455,890,796)
Interest paid on Short Term Borrowing		(81,132,382)	(78,744,450)
Income Tax Paid & deducted at source		(10,242,591)	(14,462,742)
		<b>287,938,182</b>	<b>(138,522,393)</b>
<b><u>CASH FLOWS FROM INVESTING ACTIVITIES</u></b>			
Tangible Fixed Asset Acquired		(454,203,983)	(1,539,150)
Investment in Shares		1,759,091	(1,073,133)
Investment in FDR		-	10,477,621
		<b>(452,444,892)</b>	<b>7,865,338</b>
<b><u>CASH FLOWS FROM FINANCING ACTIVITIES</u></b>			
Cash Credit & Other short term loan received		147,193,579	(191,152,358)
Long Term Loan received		44,134,776	291,991,009
Fraction Dividend Received		327,000	-
Dividend paid		(15,933)	-
		<b>191,639,422</b>	<b>100,838,651</b>
		<b>27,132,712</b>	<b>(29,818,404)</b>
Cash and Cash Equivalents at Opening		(19,452,175)	(49,270,579)
Cash and Cash Equivalents at Closing		46,584,887	19,452,175
<b>Increase/(Decrease) in Cash and Cash Equivalents</b>		<b>27,132,712</b>	<b>(29,818,404)</b>
<b>Net Operating Cash Flow (NOCF) Per Share</b>		<b>6.05</b>	<b>(3.06)</b>

  
**Prof. Rubina Hamid**  
Chairman


  
**Shabana Maleque**  
Managing Director

  
**Comd. Monirul Haque (Rtd.) BN**  
CEO

  
**Mohammad Jahidul Alam**  
CFO

Signed in terms of our report dated

These accounts should be read in  
conjunction with the annexed notes.  
Date : 20 April 2015

  
**Ata Khan & Co.**  
Chartered Accountants



**BANGLADESH THAI ALUMINIUM LIMITED**  
**STATEMENT OF CHANGES IN EQUITY**  
**FOR THE YEAR ENDED 31 DECEMBER 2014**

Particulars	Share Capital	Share Premium	Revenue Reserve	Retained Earnings	Revaluation Surplus	Total
At 01 January 2014	453,117,130	625,380,397	19,578,459	5,571,710	607,156,197	1,710,803,893
Share Capital	22,655,860	(22,655,860)	-	-	-	-
Revaluation Surplus	-	-	-	-	917,501,724	917,501,724
Depreciation on Revaluation Surplus	-	-	-	26,911,432	(26,911,432)	-
Opening Deferred Tax	-	-	-	-	230,300,626	230,300,626
Closing Deferred Tax	-	-	-	-	(475,212,957)	(475,212,957)
Net Profit for the year	-	-	-	73,199,445	-	73,199,445
At 31 December 2014	475,772,990	602,724,537	19,578,459	105,682,586	1,252,834,159	2,456,592,731

**FOR THE YEAR ENDED 31 DECEMBER 2013**

Particulars	Share Capital	Share Premium	Revenue Reserve	Retained Earnings	Revaluation Surplus	Total
At 01 January 2013	431,540,130	646,957,397	19,578,459	(181,880,220)	866,955,290	1,783,151,056
Share Capital	21,577,000	(21,577,000)	-	-	-	-
Depreciation on Revaluation Surplus	-	-	-	29,498,467	(29,498,467)	-
Bank Interest Waiver	-	-	-	164,027,236	-	164,027,236
Deferred Tax	-	-	-	-	(230,300,626)	(230,300,626)
Net Profit for the year	-	-	-	(6,073,773)	-	(6,073,773)
At 31 December 2013	453,117,130	625,380,397	19,578,459	5,571,710	607,156,197	1,710,803,893

*Rubina Hamid*  
**Prof. Rubina Hamid**  
 Chairman

*Shabana Maleque*  
**Shabana Maleque**  
 Managing Director

*Comd. Monirul Haque*  
**Comd. Monirul Haque (Rtd.) BN**  
 CEO

*Mohammad Jahidul Alam*  
**Mohammad Jahidul Alam**  
 CFO

Signed in terms of our report dated

*Ata Khan & Co.*  
**Ata Khan & Co.**  
 Chartered Accountants

These accounts should be read in  
 conjunction with the annexed notes.  
 Date : 20 April 2015

**Bangladesh Thai Aluminium Ltd.**