







BANGLADESH THAI ALUMINIUM LIMITED
STATEMENT OF FINANCIAL POSITION
AS AT 31 DECEMBER 2011

PARTICULARS	NOTES	31-Dec-11 TAKA	31-Dec-10 TAKA
NET ASSETS			
Non-Current Assets			
Tangible Fixed Assets, Net of Accumulated Depreciation	16.00	1,189,476,954	1,211,729,791
Investment :			
Investment in BD Thai Food & Beverage Ltd.	37.00	8,170,000	-
		1,495,138,395	1,332,551,005
Current Assets			
Inventories	18.00	459,900,004	417,199,584
Sundry Debtors	19.00	457,164,376	327,785,317
Loans, Advances and Deposits	20.00	331,650,649	283,926,137
Short Term Investment in Fixed Deposit with Banks	35.00	184,050,000	259,940,570
Investment in Shares of listed companies	36.00	17,128,500	21,807,972
Cash at Banks and in Hand	21.00	45,244,866	21,891,425
		(821,123,245)	(705,104,607)
Current Liabilities and Provisions			
Short Term Bank Loans (Secured)	22.00	(696,377,415)	(595,630,404)
Creditors & Accruals	23 & 24	(124,745,830)	(109,474,203)
Net Current Assets		674,015,150	627,446,398
		Tk. 1,871,662,104	1,839,176,189
FINANCED BY			
Shareholder's Equity			
Share Capital	25.00	1,763,615,444	1,745,408,568
Share Premium	25.02	410,990,600	328,792,500
Revenue Reserve	26.00	667,506,927	749,705,027
Revaluation Surplus	27.00	19,578,459	19,578,459
Retained Earning	28.00	866,955,290	866,955,290
		(201,415,832)	(219,622,708)
Non-Current Liabilities			
Long Term Loan (Secured)	29.00	108,046,660	93,767,621
		Tk. 1,871,662,104	1,839,176,189
Net Asset Value (NAV) Per Share		43	53


Zahid Maleque
 Chairman



Rubina Hamid
 Vice Chairperson


Md. Shah Newaz
 Managing Director


Mohammad Jahidul Alam
 Company Secretary

Signed in terms of our report dated


These accounts should be read in
 conjunction with the annexed notes.



Rahman Mustafiz Haq & Co.
 Chartered Accountants





**BANGLADESH THAI ALUMINIUM LTD.
STATEMENT OF COMPREHENSIVE INCOME
FOR THE YEAR ENDED 31 DECEMBER 2011**

PARTICULARS	NOTES	31-Dec-11 TAKA	31-Dec-10 TAKA
TURNOVER		450,135,177	369,254,488
COST OF GOODS SOLD	30.00	287,733,205	216,258,262
GROSS PROFIT		<u>162,401,972</u>	<u>152,996,226</u>
Administrative, Selling & Financial Expenses	32.00	162,064,054	80,718,615
OPERATING PROFIT		<u>337,918</u>	<u>72,277,611</u>
Other income	34.00	24,775,014	16,667,017
Net Profit before Tax		<u>25,112,932</u>	<u>88,944,628</u>
Provision for income Tax		6,906,056	19,175,530
Net Profit after Tax		<u>18,206,876</u>	<u>69,769,098</u>
EPS (Weighted Average method)	33.00	<u>0.44</u>	<u>2.45</u>


Zahid Maleque
Chairman



Rubina Hamid
Vice Chairperson


Md. Shah Newaz
Managing Director


Mohammad Jahidul Alam
Company Secretary

Signed in terms of our report dated

These accounts should be read in
conjunction with the annexed notes.


Rahman Mustafiz Haq & Co.
Chartered Accountants

